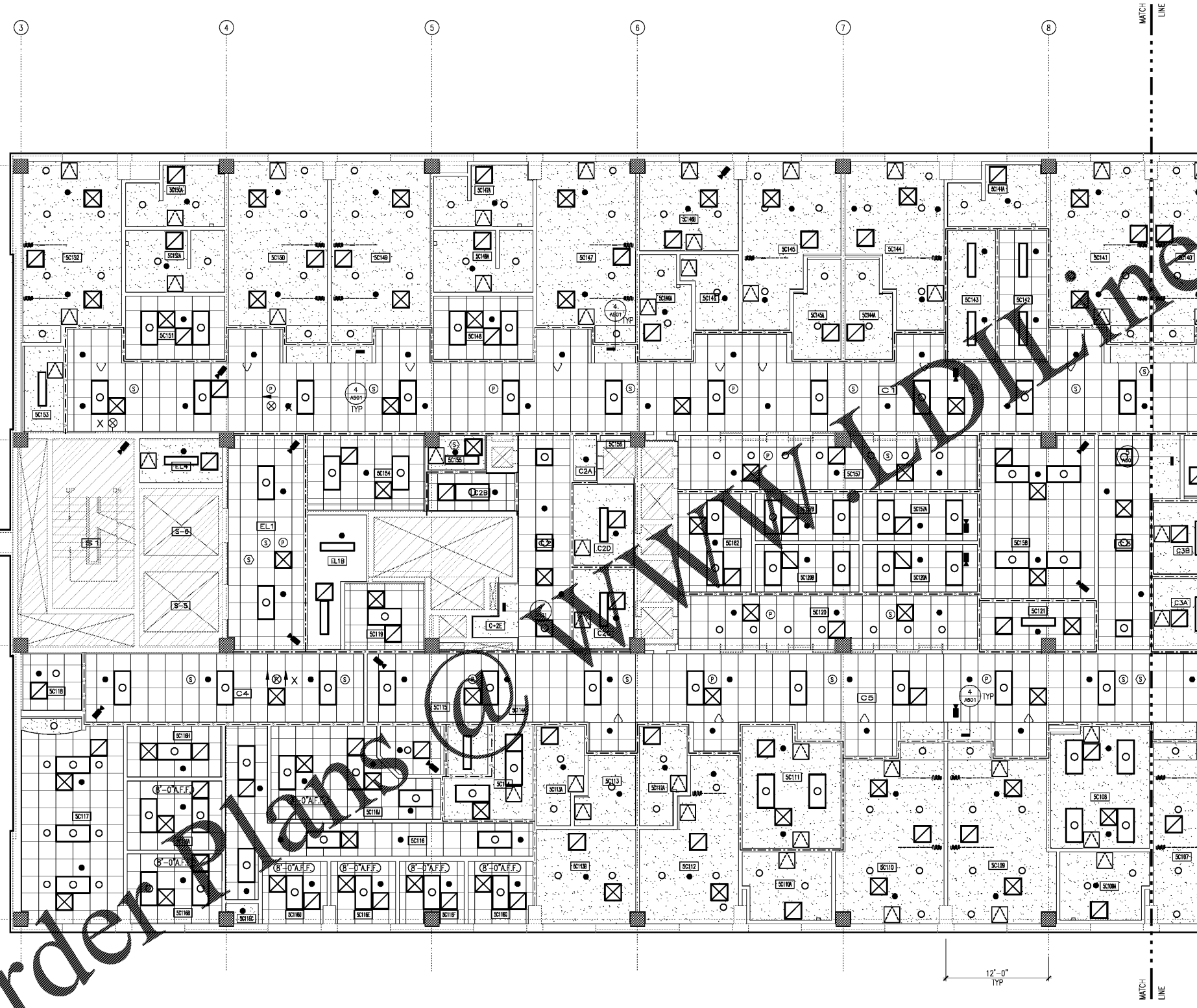


A
B
C
D
E
F



5TH FLOOR RCP NOTES

A. THE CONTRACTOR SHALL VERIFY ALL EXISTING CONDITIONS INCLUDING DIMENSIONS OF INSTALLED CONSTRUCTION PRIOR TO COMMENCING WITH THE WORK. IN THE EVENT THAT ANY DISCREPANCIES BETWEEN THE INDICATED WORK AND EXISTING CONDITIONS ARE DISCOVERED, THE CONTRACTOR SHALL NOTIFY THE COR FOR INTERPRETATION AND DIRECTION PRIOR TO PROCEEDING WITH THE WORK.

B. CONTRACTOR SHALL MAINTAIN ALL FIRE-RATED ASSEMBLIES WITHIN THE PROJECT AREA DURING PERFORMANCE OF THE WORK.

C. CONTRACTOR SHALL PROVIDE AND MAINTAIN ALL REQUIRED LIGHTING AND EXIT SIGNAGE REQUIRED FOR EGRESS WITHIN AND ADJACENT TO THE PROJECT AREA DURING PERFORMANCE OF THE WORK.

D. CONTRACTOR SHALL PROTECT ALL SITE AND BUILDING AREAS SUBJECT TO PROJECT RELATED VEHICULAR TRAFFIC AND CONSTRUCTION WORK.

E. COORDINATE WORK INDICATED ON THIS DRAWING WITH FIRE PROTECTION, PLUMBING, MECHANICAL, AND ELECTRICAL SYSTEMS INDICATED BY THOSE RESPECTIVE DOCUMENTS.

F. COORDINATE WORK WITH EQUIPMENT SUPPLIER/INSTALLER CONTRACTED SEPARATELY WITH THE OWNER.

G. WHERE CEILING ARE REPLACED, CONTRACTOR SHALL REINSTALL ALL SALVAGED DEVICES AND TEST FOR FUNCTIONALITY.

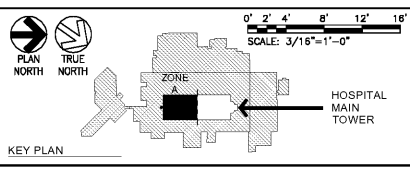
H. REFER TO ROOM FINISH SCHEDULE FOR CEILING HEIGHTS, SHEET A602.

I. COORDINATE CEILING ACCESS PANEL LOCATIONS WITH UTILITIES IN THE FIELD.

5TH FLOOR RCP LEGEND

(NOT ALL SYMBOLS USED AT ALL SHEETS)

- LAY-IN LIGHT FIXTURES
- RECESSED CAN LIGHT - SEE ELECTRICAL
- ⊗ SURFACE-MOUNTED LIGHT - SEE ELECTRICAL
- ▲ EXIT SIGN
- SPRINKLER HEAD - SEE FIRE PROTECTION
- ⊠ SUPPLY / RETURN GRILLE - SEE MECHANICAL
- ACCESS PANEL
- ACT GRID
- ▨ GYP BD CEILING/SOFFIT
- CEILING-MOUNTED WIFI COMPONENT
- ▽ CEILING-MOUNTED NURSE CALL
- Ⓢ FIRE ALARM CEILING MOUNTED SPEAKER
- Ⓢ SMOKE DETECTOR
- Ⓢ CEILING-MOUNTED SECURITY EQUIPMENT
- Ⓢ PUBLIC ADDRESS SPEAKER
- Ⓢ CEILING-MOUNTED MOTION DETECTION EQUIP.
- ▨ CEILING-MOUNTED PRIVACY COMPONENTS
- S - SMOKE PARTITION (SMOKE-TIGHT)
- - - 1HR FIRE BARRIERS
- · - · - 2HR FIRE-SMOKE BARRIERS
- · · · · EXISTING 2 HR FIRE BARRIERS
- · - · - MATCH LINE
- ▨ NOT IN CONTRACT AREAS (NIC) EXCEPT AS REQUIRED FOR UTILITY ACCESS. REPAIR TO MATCH EXISTING.



1 FIFTH FLOOR ENLARGED RCP - ZONE A
A403 3/16\"/>

Order Plans @ www.orderplans.com


Revisions:	Date:

CONSULTANT

ARCHITECT/ENGINEER OF RECORD

TOLAND MIZELL MOLNAR

590 MEANS STREET NW
STE. 200
ATLANTA, GA 30318



Office of Construction and Facilities Management

VA U.S. Department of Veterans Affairs

Drawing Title
FIFTH FLOOR ENLARGED RCP - ZONE A

Approved: Project Director

Phase
FINAL SUBMITTAL

FULLY SPRINKLERED

Project Title
RENOVATE GERIATRIC-MED-PSYCH INPATIENT 5TH FLOOR

Location
Atlanta VA Medical Center - Atlanta, Ga.

Issue Date
06-07-2019

Checked
AJT

Drawn
DB/MCC

Project Number
508-17-101

Building Number
Bldg C: Main Tower

Drawing Number
A403