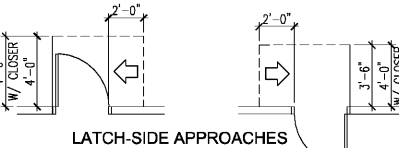
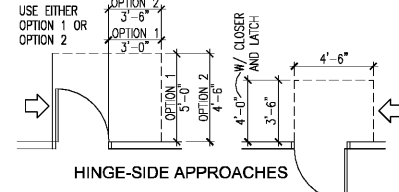
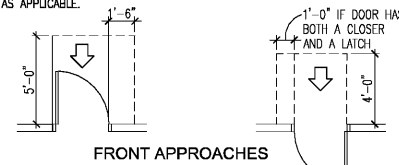
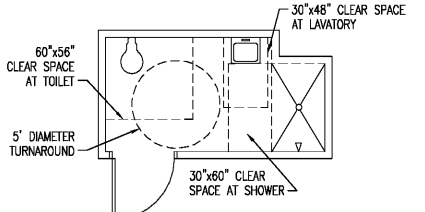
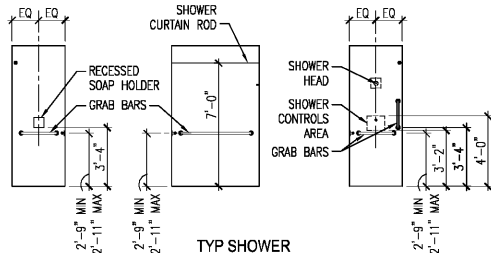
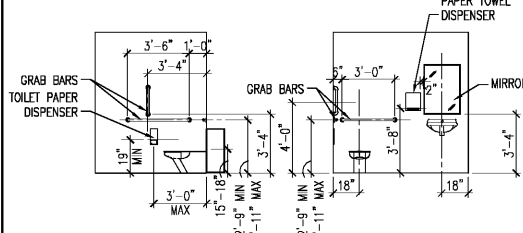


ACCESSIBILITY REQUIREMENTS

PROVIDE ACCESSIBILITY PER VA/UFAS BARRIER FREE DESIGN GUIDE (PG 18-13). ALL DOOR ASSEMBLIES SHALL BE CONSTRUCTED TO MEET THE INDICATED MINIMUM CLEARANCES AS APPLICABLE.



TYPICAL PLUMBING FIXTURE AND ACCESSORY LAYOUTS



ARCHITECTURAL LEGEND

F.E.C.	FIRE EXTINGUISHER CABINET
ROOM NAME	ROOM NAME AND NUMBER
123	DOOR NUMBER
1	DEMOLITION NOTE
1	KEY NOTE
1	WINDOW TYPE
1	PARTITION TYPE
1	DETAIL CALLOUT
1	SECTION CALLOUT
1	VERTICAL ELEVATION
1	COLUMN CENTERLINE DESIGNATION
1	EXTERIOR ELEVATION CALLOUT
1	INTERIOR ELEVATION CALLOUT

MATERIAL LEGEND

EARTH	[Symbol]
GRAVEL	[Symbol]
CONCRETE	[Symbol]
MORTAR, PLASTER AND GYPSUM	[Symbol]
CONCRETE MASONRY UNIT	[Symbol]
STEEL	[Symbol]
INSULATION RIGID	[Symbol]
INSULATION BATT	[Symbol]
BRICK	[Symbol]
WOOD (ROUGH)	[Symbol]
WOOD FINISH	[Symbol]

ARCHITECTURAL GENERAL NOTES

- DIMENSIONS, UNLESS OTHERWISE INDICATED, ARE TO: FACE OF EXISTING WALL SURFACE; FACE OF NEW MASONRY; FACE OF NEW WALL STUDS; TOP OF SLAB; TOP OF MASONRY; ALIGN NEW WALLS WITH EXISTING WHERE NOT OTHERWISE INDICATED.
- COORDINATE WITH ELECTRICAL, HVAC, PLUMBING, AND FIRE PROTECTION DRAWINGS FOR ADDITIONAL REQUIREMENTS. COORDINATE DUCT, CONDUIT, AND PIPE OPENINGS IN SLABS, ROOF, AND WALLS. COORDINATE DUCT, CONDUIT, AND PIPE ROUTING ABOVE CEILINGS. WHERE NEW HOLES IN EXISTING WALLS AND SLABS ARE CREATED FOR CONDUIT, DUCT, OR PIPE PENETRATIONS COORDINATE SIZE AND LOCATION OF SUCH WORK WITH INSTALLERS OF SUCH CONDUIT, PIPE, DUCT, AND EQUIPMENT. PATCH HOLES CAUSED BY THE REMOVAL OF EQUIPMENT, PIPING, CONDUIT, DUCT, GRILLES, ETC. WITH MATERIALS MATCHING EXISTING SLAB OR WALL IN STRUCTURE, MATERIAL, THICKNESS, ALIGNMENT, GRADES, AND QUALITY.
- COORDINATE AND PROVIDE SOLID FIRE RETARDANT TREATED WOOD BLOCKING FOR WALL HOOKS, BRACKETS, GRAB BARS, COMPUTER MONITORS, TELEVISION WALL BRACKETS, HANDRAILS, GUARDRAILS, WOOD MOLDINGS, DISPLAYS, ACCESSORIES ETC., BETWEEN STUDS. COORDINATE LOCATIONS WITH COR FOR GOVERNMENT FURNISHED EQUIPMENT.
- 'PROVIDE' IS DEFINED AS PROVIDING MATERIALS, DELIVERY, STORAGE, HANDLING, INSTALLATION, ADJUSTMENT, AND CLEANING FOR THE ITEM INDICATED.
- SEAL PIPE PENETRATIONS THROUGH SLABS, MASONRY PARTITIONS WITH THE APPROPRIATE RATED PARTITIONS WITH THE APPROPRIATE RATED PARTITIONS TO MAINTAIN THE RATING OF PIPE TO OR LAB. SUBMIT CUT SHEETS AND SPECIFICATIONS TO THE COR FOR APPROVAL PRIOR TO INSTALLATION. PROVIDE UL LISTED ASSEMBLIES.
- COORDINATE CONTRACTOR STAGING LOCATION WITH GOVERNMENT. SEE SHEET G003.
- SKIM COAT ALL DAMAGED EXISTING WALL SURFACES THAT REQUIRE PAINTING, INCLUDING THE INTERIOR OF EXTERIOR WALLS.
- PRIME CONTRACTOR TO HIRE AN ABATEMENT SUBCONTRACTOR TO PERFORM ASBESTOS ABATEMENT WORK. ABATEMENT WORK MUST BE COORDINATED WITH THE COR PRIOR TO START OF ABATEMENT. GIVE THE COR A MINIMUM OF 14 DAYS NOTICE BEFORE START OF PLANNED ABATEMENT ACTIVITIES. SEE ABATEMENT SPECIFICATIONS.
- REMOVED MATERIALS WHICH ARE INDICATED TO BE TURNED OVER TO THE COR SHALL BE DELIVERED BY THE CONTRACTOR TO A PLACE INDICATED BY THE COR IF APPLICABLE.
- REMOVE COMPLETELY ALL MATERIALS AS INDICATED ON THE DRAWINGS AND AS REQUIRED FOR NEW CONSTRUCTION. EDGES AND FACES OF DEMOLISHED AREAS SHALL BE REPAIRED TO ACCEPT NEAT INSTALLATION OF NEW CONSTRUCTION OR FINISHES. WHERE EXISTING MATERIALS ARE TO BE REPLACED (WALLS, INSULATION, FLOORING, ETC.) EXISTING MATERIALS, ADHESIVES, ETC. SHALL BE REMOVED AND EXPOSED SURFACES SHALL BE PREPARED AS RECOMMENDED BY MANUFACTURER PRIOR TO INSTALLATION OF NEW MATERIALS.
- PREVENT DAMAGE TO MATERIALS AND FINISHES TO REMAIN (PAINT, WALLCOVERING, BASE, CEILINGS, CHAIR RAILS, ETC.). REPAIR DAMAGES FROM CONSTRUCTION ACTIVITIES TO EXISTING ITEMS TO REMAIN, AT NO ADDITIONAL COST TO THE OWNER. WHERE SUCH EXPOSED MATERIALS OR FINISHES TO REMAIN ARE DAMAGED OR LEFT WITH HOLES BY CONSTRUCTION ACTIVITIES, REPAIR, REPLACE, OR INFILL SUCH MATERIALS AND FINISHES TO MATCH EXISTING IN MATERIAL, SIZE, ALIGNMENT, FINISH, COLOR, TEXTURE, AND QUALITY. EXTEND NEW FINISHES TO LOGICAL EDGES (CHANGE OF MATERIAL OR CORNERS). ALL SHALL BE REPLACED OR REPAIRED TO MATCH OR EXCEED THE QUALITY THAT EXISTED BEFORE DAMAGE.

ARCHITECTURAL ABBREVIATIONS

AC	AIR CONDITIONING
ACT	ACoustical CEILING TILE
AFF	ABOVE FINISH FLOOR
ALUM	ALUMINUM
ANOD	ANODIZED
BATT	BATT INSULATION
BLKG	BLOCKING
BO	BOTTOM OF
CBB	CEMENTITIOUS BACKER BOARD
CCW	CEMENTITIOUS CRYSTALLINE WATERPROOFING
CFMF	COLD-FORMED METAL FRAMING
CJ	CORNER JOINT
CL	CENTERLINE
CLM	CLEAR
CMU	CERAMIC MOSAIC TILE
COMM	CONCRETE MASONRY UNIT
CONC	CONCRETE
COR	CONTRACTING OFFICER'S REPRESENTATIVE
CTB	CERAMIC TILE
CT	CERAMIC TILE BASE
CP	CARPET
DA	DIAMETER
EDF	ELECTRIC DRINKING FOUNTAIN
ELEV	ELECTRICAL
ELEV	ELEVATION
EPO	EPOXY
EQ	EQUAL
ES	EXPOSED STRUCTURE
ET	ET CETERA
EXIST	EXISTING
EXP	EXPOSED STRUCTURE
EXP	EXPOSED STRUCTURE
FD	FLOOR DRAIN
FEC	FIRE EXTINGUISHER CABINET
FIN	FINISH FLOOR
FIN	FINISH CABINET
FL	FLOOR
FR	FIRE RETARDANT TREATED (WOOD)
FRT	FIELD VERIFY (PRIOR TO ORDERING OR CUTTING)
FW	FABRIC WALLCOVERING
G	GAGE
GMS	GALVANIZED METAL STUD(S)
GRA	GRANITE
GWB	GYPSUM WALL BOARD
HC	HANDICAPPED
HM	HOLLOW METAL
HPDL	HIGH-PRESSURE DECORATIVE LAMINATE
HVC	HEATING VENTILATION AND AIR-CONDITIONING
LAM	LAMINATED
MATL	MATERIAL
MAX	MAXIMUM
MECH	MECHANICAL
MFR	MANUFACTURER
MIN	MINIMUM
MO	MASONRY OPENING
MTL	METAL
NIC	NOT IN CONTRACT
NTS	NOT TO SCALE
OC	ON CENTER
OH	OPPOSITE HAND
PA	PUBLIC ADDRESS
PB	PORCELAIN BASE
PLAM	PLASTIC LAMINATE
PLS	PLASTER
POR	PORCELAIN TILE
PR	PRESSURE TREATED OR PORCELAIN TILE
PT	QUARRY TILE
QT	QUARRY TILE
RB	REFLECTED CEILING PLAN
REF	REFRIGERATOR
REQD	REQUIRED
RES	RESINOUS FLOORING
RES-W	RESINOUS EPOXY WALL - CEILING
RF	RUBBER FLOORING
RO	ROUGH OPENING
RPH	RECESSED PAPER HOLDER
SC	SEALED HIGH BUILD GLAZED COATING
SCONC	SEALED CONCRETE
SCWD	SOLID CORE WOOD
SCW	SCHEDULED
SD	SOAP DISPENSER
SM	SIMILAR
SND	SANITARY NAPKIN DISPENSER
SP	SPECIAL FASTENERS
SS	STAINLESS STEEL
SSM	SOLID SURFACE MATERIAL
ST	STEEL
SUBS	SUBSTRATE
SV	SHEET VINYL
SVT	SOLID VINYL TILE
TB	TACK BOARD
TELE	TELEPHONE
TP	TOILET PAPER
TP	TYPICAL
UNO	UNLESS NOTED OTHERWISE
VCT	VINYL COMPOSITION TILE
WC	WALL COVERING
WD	WOOD
WP	WALL PROTECTION
WR	WATER RESISTANT
WSF	WELDED SEAM SHEET FLOORING

GENERAL PROJECT NOTES

- THE CONTRACTOR SHALL NOT ORDER OR INSTALL ANY MATERIALS OR EQUIPMENT UNTIL SUBMITTALS FOR SUCH HAVE BEEN APPROVED.
- THE CONTRACTOR WILL BE RESPONSIBLE FOR ACQUIRING I.D. BADGES FOR EACH MEMBER OF HIS WORK FORCE. VALID FORMS OF I.D. ARE REQUIRED TO RECEIVE BADGES. COORDINATE WITH COR.
- ANY SMOKE DETECTORS HAVING ANY POTENTIAL FOR EXPOSURE TO CONSTRUCTION SMOKE, DUST, AND DEBRIS SHALL BE SUITABLY PROTECTED TO PREVENT ACCIDENTAL ALARM. ALL SUCH ACTION MUST BE FIRST COORDINATED AND CLEARED WITH COR. ALL FIRE ALARM DEVICES SHALL BE ACTIVE WHENEVER CONTRACTOR'S FORCES ARE NOT PRESENT IN WORK AREA.
- THE CONTRACTOR MUST PROVIDE A WRITTEN FIRE SAFETY CHECKLIST AT THE END OF EVERY WORK DAY. THE WORK OR CEMENTING THAT ALL WORK AREAS HAVE BEEN SUITABLY AND FOUND TO BE SECURE, SAFE, AND FREE OF ANY FLAMMABLE LIQUIDS.
- SEE SPECIFICATION SECTION 01 00 00 FOR INTERIM LIFE SAFETY MEASURES.
- CONTRACTOR SHALL FIELD VERIFY DIMENSIONS & ALL EXISTING CONDITIONS PRIOR TO PROCEEDING WITH THE WORK. EXISTING CONDITIONS ARE BASED ON GOVERNMENT FURNISHED EXISTING DRAWINGS AND LIMITED FIELD INVESTIGATION. NOTIFY COR OF ANY DISCREPANCIES.
- ALL FINISH COLORS TO BE SELECTED BY COR WHERE NOT OTHERWISE INDICATED.
- PROVIDE MINIMUM (2 EA) 16" x 16" ACCESS PANELS IN HARD CEILINGS WHERE DUCTS AND DAMPERS OR OTHER PIPES REQUIRE ACCESS. COORDINATE EXACT LOCATION W/COR. PROVIDE ADDITIONAL ACCESS PANELS IN CHASES AT EACH FLOOR TO ACCESS DUCTS AND DAMPERS.
- OPEN EXISTING WALLS AS NECESSARY TO INSTALL NEW DUCTS, PLUMBING AND ELECTRICAL DEVICES. RECONSTRUCT WALL AND FINISH TO MATCH EXISTING. ADD ACCESS PANELS WHERE INDICATED.
- ONCE DEMOLITION IS COMPLETE, REPAIR REMAINING FLOORS WITH LEVELING COMPOUND OR MUD BED AS APPROPRIATE FOR SCHEDULED FINAL FINISH.
- MAINTAIN ALL EXISTING UTILITIES AND SERVICES FEEDING OTHER LOCATIONS AND FLOORS IN EXISTING SPACES TO REMAIN. PROTECT DURING CONSTRUCTION.
- ENTIRE FLOOR TO BE VACATED DURING THE COURSE OF CONSTRUCTION. MAINTAIN NEGATIVE PRESSURE INSIDE CONSTRUCTION AREAS AT ALL TIMES.
- REMOVAL OF EXISTING EXTERIOR WINDOWS AND REPLACEMENT WITH NEW ALUM WINDOWS WITH IMPACT RESISTANT GLASS IS IN BASE BID, BUT REMOVED BY BID ALTERNATE #1. SEE PLANS, ELEVATIONS AND DETAILS ON SHEETS A450 AND A601 FOR WINDOW ELEVATIONS AND DETAILS.
- TO THE EXTENT POSSIBLE CONTRACTOR IS EXPECTED TO CONSTRUCT SUSTAINABILITY PROVIDE SUSTAINABLE PRODUCTS & DEMONSTRATE SUCH IN SUBMITTALS. SUSTAINABLE PROGRAM REGISTRATION AND CERTIFICATION IS NOT REQUIRED. THIRD-PARTY CERTIFICATION WILL NOT BE PROVIDED. FACILITY IS CURRENTLY GREEN GLOBE III.
- ALL INSTALLATION AND CONSTRUCTION ACCESSIBLE BY PATIENTS TO BE CONSTRUCTED TO PREVENT DAMAGE OR REMOVAL. PROVIDE TAMPERPROOF FASTENERS WHERE EXPOSED. SECURE BUILT-IN CASEWORK TO FLOORS AND WALLS. ALL GYP BD ON WALLS AND CEILINGS TO BE IMPACT-RESISTANT.
- ACCESS DOOR LOCATIONS IN HARD CEILINGS ARE LOCATED SCHEMATICALLY. COORDINATE WITH JOINT, VALVE, DAMPER AND OTHER INFRASTRUCTURE DEVICES REQUIRING ACCESS.
- PREP FLOORS WITH LEVELING COMPOUND IN ALL AREAS PRIOR TO NEW FINISH INSTALL.
- PROVIDE LOCK CYLINDERS KEY TO MASTER SYSTEM FOR ALL PATIENT-ACCESSIBLE CLOSURES INCLUDING BUT NOT LIMITED TO: ACCESS PANELS, MED-GAS ENCLOSURES, PATIENT ROOM CABINETS AND TV CABINETS.
- PROVIDE STAINLESS CORNER GUARDS W/ TAMPER-PROOF FASTENERS ON ALL OUTSIDE CORNERS FOR PATIENT-ACCESSIBLE SPACES.
- REPLACE ALL SPRAY-ON FIREPROOFING WITH NEW TO EQUIVALENT THICKNESS AND RATINGS AS REQUIRED ON LIFE SAFETY PLAN FOR 4TH AND 5TH FLOOR STRUCTURE.
- COORDINATE EQUIPMENT TOILET ACCESSORY INSTALL W/ VA PROVIDED COMPONENTS. REFER TO A800 SERIES SHEETS
- ALL BLINDS IN LAM GLAZING COMPONENTS TO HAVE SPECIAL KEY OPERATION. PROVIDE MIN 4 KEYS TO THE VA.
- PROVIDE BREAKAWAY PRIVACY CURTAINS IN PATIENT ROOMS AND PATIENT SHOWERS AS INDICATED.
- ALL PUBLIC AREA SEALANTS TO BE PICK-RESISTANT. CONTRACTOR TO SECURE ALL 4TH FLOOR WORKING AREAS TO AVOID PATIENT ACCESS TO CONSTRUCTION AREAS AND/OR TOOLS. VA WILL REQUIRE ANY WORKER ON 4TH FLOOR COMPLETE MH EOC CHECKLIST TRAINING PRIOR TO BEGINNING WORK.
- UTILIZE GROUND PENETRATING RADAR ON SLAB TO AVOID CUTTING PIPING AND REBAR TO THE GREATEST EXTENT POSSIBLE.
- PROVIDE 3RD PARTY INSPECTION OF SPRAY ON FIREPROOFING TO ENSURE BOND AND COVERAGE THICKNESS!
- CCTV CAMERA SYSTEMS TO BE CONNECTED TO VA BLDG PRIMARY SYSTEMS AND MONITORS IN POLICE DEPT W/ MIRRORS ALSO PROVIDED AT EACH NURSE STATION.

Order Plans @


Revisions:	Date:

CONSULTANT

ARCHITECT/ENGINEER OF RECORD

TOLAND MIZELL MOLNAR

590 MEANS STREET NW
STE. 200
ATLANTA, GA 30318



Office of Construction and Facilities Management

VA U.S. Department of Veterans Affairs

Drawing Title

LEGENDS, ABBREVIATIONS AND NOTES

Approved: Project Director

Phase

FINAL SUBMITTAL

FULLY SPRINKLERED

Project Title

RENOVATE GERIATRIC-MED-PSYCH INPATIENT 5TH FLOOR

Location

Atlanta VA Medical Center - Atlanta, Ga.

Issue Date

06-07-2019

Checked

AJT

Drawn

DB/MCC

Project Number

508-17-101

Building Number

Bldg C: Main Tower

Drawing Number

G002