





DEMOLITION GENERAL NOTES:

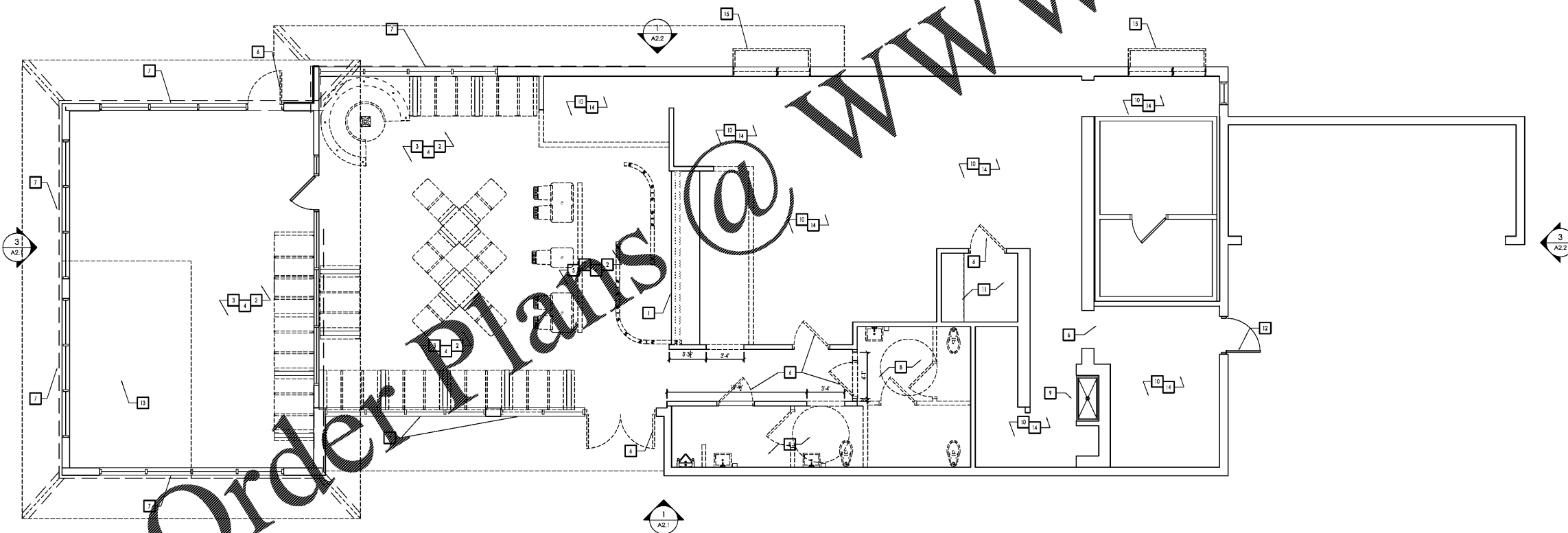
1. SEE T1.1 FOR FURTHER GENERAL DEMOLITION NOTES.

DEMOLITION KEYNOTES:

1. REMOVE EXISTING SERVING COUNTER; REMOVE & REBUILD LOW WALL. RELOCATE EXISTING CIRCUITS AS REQ'D. REMOVE EXISTING FRONT FINISHES FROM WALL & PREPARE FOR NEW FINISH INSTALLATION. PATCH AND REPAIR ALL SURFACES TO REMAIN FOR "LIKE NEW" FINISH.
2. EXISTING FLOORING (TILE & BASE) THROUGHOUT TO BE REPLACED.
3. REMOVE ALL EXISTING WAINSCOT, WINDOW SILLS & TRIMS THROUGHOUT & PREPARE FOR TO REPLACE. COORD. TRIM HEIGHTS, WIDTHS, ETC. W/ SEATING VENDOR. - TYP. @ DINING & REST. VEST.
4. ALL EXISTING GYP. BD. TO REMAIN - REMOVE ANY / ALL WALL-COVERINGS, REPLACE, REPAIR & PAINT TO "LIKE-NEW" CONDITION.
5. REMOVE ALL EXISTING FURNITURE, QUEUING RAIL & POSTS, TABLE SUPPORT POSTS AND TRASH ENCLOSURES.
6. REMOVE EXISTING DOOR FRAME AND HARDWARE. PREPARE TO REPLACE.
7. CLEAN AND REPAIR EXIST. ALUM. STOREFRONT. PROVIDE PLANT HOLE HOLES (INT. & EXT.). REPLACE ANY GLAZING WITH BROKEN SEALS. PROVIDE NEW RUBBER SEALS WHERE REQ'D. - TYP. @ ALL STOREFRONT WINDOWS & DOORS TO REMAIN.
8. REMOVE ALL EXISTING FIXTURES, CEILING, LIGHTING, TOILET PARTITIONS, FLOOR TILE / BASE, & WALL FINISHES AT RESTROOM AREAS AND PREPARE FOR NEW RESTROOM RECONFIGURATION. TOILET FIXTURE TO BE FLUSH VALVE.
9. CLEAN / REPAIR EXISTING MOP SINK. CLEAN WASH.
10. REMOVE ROTTED PORTIONS OF WALL SURFACE (BASE AND FRP AND SUBSTRATE) AT PERIMETER OF KITCHEN UP TO 2'-0" A.F. AND PREPARE TO INSTALL NEW SUBSTRATE AND FINISHES. FIELD VERIFY CONDITIONS. -INCLUDE IN BID.
11. REMOVE EXIST. OFFICE COUNTER AND SHELVING AND PREPARE TO REPLACE WITH NEW. COORD. W/ OTHER AND DATA CLOS VENDOR PRIOR TO REMOVAL. PREPARE EXIST. SERVICE DOOR FOR NEW PAINT AND REMOVE ANY DAMAGED HARDWARE TO BE REPLACED.
12. UNPAVED PLAY GROUND AREA TO REMAIN.
13. EXISTING KITCHEN FLOORING (TILE & BASE) TO BE PATCH/REPAIRED. COORD. W/ OWNER PRIOR TO COMMENCING.
14. EXISTING DRIVE-THRU WINDOW TO BE REMOVED AND REPLACED W/ NEW BK STD. SLIDER WINDOW.

DEMOLITION LEGEND:

-  DEMOLISHED WALLS
-  DEMOLISHED DOORS
-  DEMOLISHED WINDOWS
-  EXISTING WALLS TO REMAIN UNLESS OTHERWISE NOTED



1 DEMOLITION PLAN  
A1.1 3/16" = 1'-0"


NO.	DATE	CHECKED BY: ENH	DATE: 06/17/19
1.	06/17/19	REVISION	BID / PERMIT SET



PREMIER KINGS, INC.  
5529 CARMICHAEL RD  
MONTGOMERY, AL 36117  
PHONE: (334) 312-0849

2126 Morris Avenue  
Montgomery, AL 36103  
Phone: (205) 322-1251  
Fax: (205) 322-1778  
email: info@huckestein.com  
www.huckestein.com

huckestein architects, PC  
architecture • planning • interior design



PROJECT #1702019  
IMAGE 20/20 - DECEMBER 2016 STANDARDS  
BURGER KING - RENOVATION  
13049 MAIN ST N,  
JACKSONVILLE, FL 32218  
DEMOLITION FLOOR PLAN