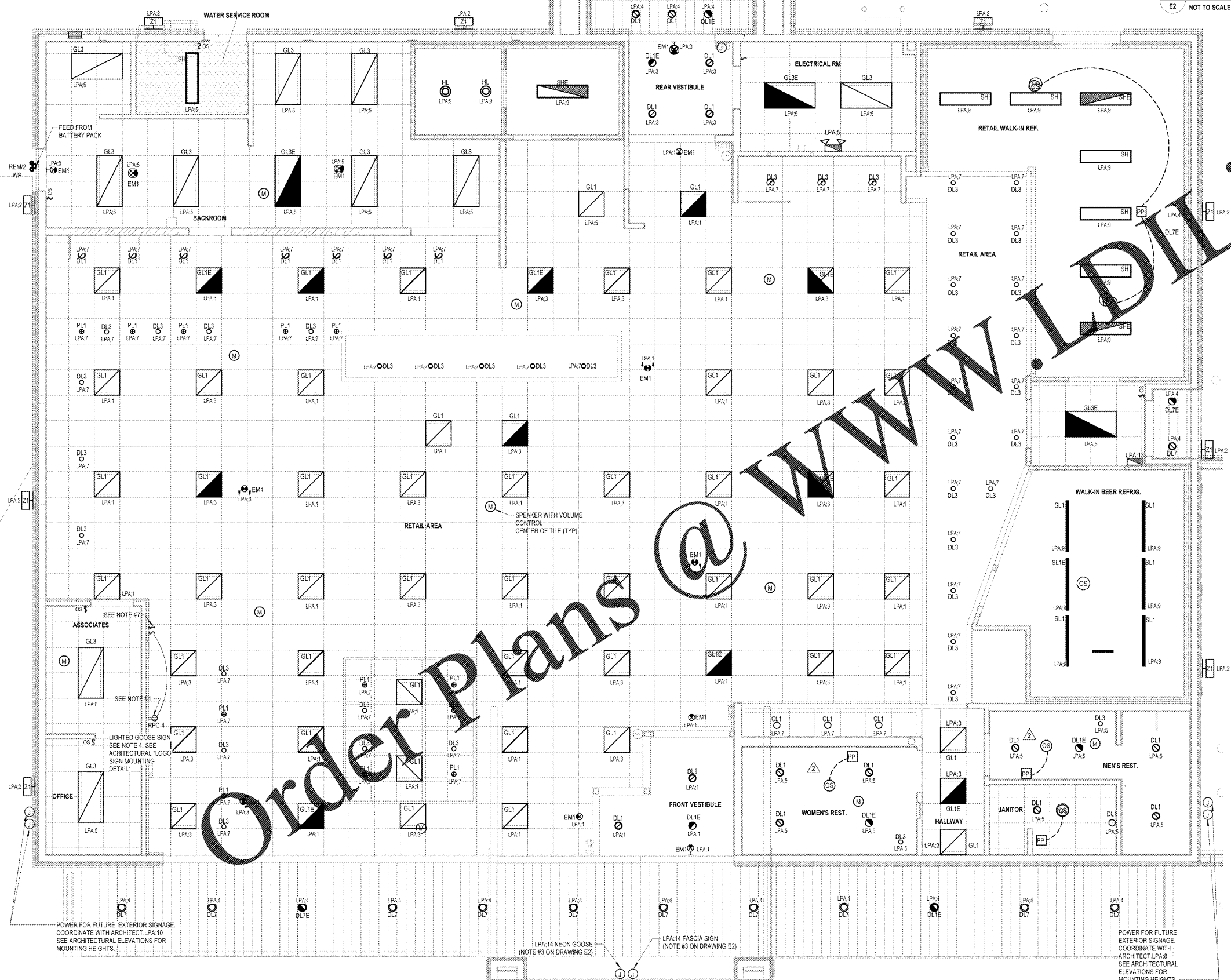
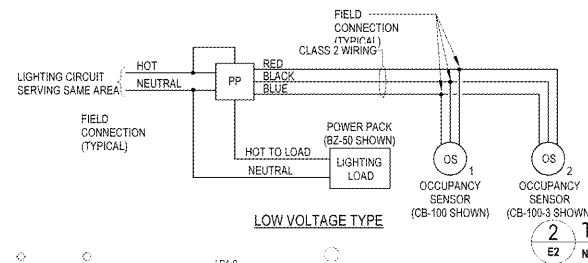


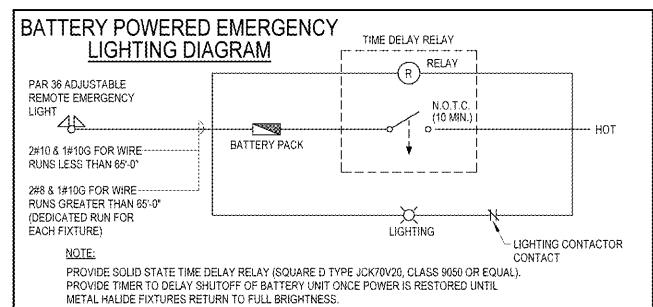
NOTES:

- BATTERY PACK FOR REMOTE HEADS MOUNTED ON EXTERIOR OF BUILDING WIRE AHEAD OF LIGHTING CONTACTOR SWITCH.
- ELECTRICAL CONTRACTOR SHALL REFER TO ARCHITECTURAL DRAWINGS FOR DIMENSIONED LOCATIONS FOR LIGHT FIXTURES LOCATED IN HARD CEILING AREAS & WALK-IN BOXES.
- ELECTRICAL CONTRACTOR SHALL COORDINATE JUNCTION BOX LOCATION WITH GENERAL CONTRACTOR. REFER TO ARCHITECTURAL DRAWINGS FOR ADDITIONAL INFORMATION.
- ELECTRICAL CONTRACTOR SHALL REFER TO ARCHITECTURAL DRAWINGS FOR LIGHT FIXTURE MOUNTING HEIGHTS, FINISHES & EXACT LOCATIONS.
- ELECTRICAL CONTRACTOR TO COORDINATE WIRE STUBOUTS.
- PROVIDE DIE CAST ZINC, WEATHERPROOF SWITCHES IN THIS AREA. THOMAS & BETTS, STEEL CITY, DRY-TITE CAT. #SW1 OR EQUAL.
- SWITCH TO CONTROL LIGHTS IN SELF SERV WALK-IN COOLER.
- ELECTRICAL CONTRACTOR TO COORDINATE 1" ACCESS HOLE IN STRUCTURAL BEAM TO RUN CONDUITS TO EXTERIOR LIGHT FIXTURES.



LIGHTING FIXTURE SCHEDULE

TYPE	SPECIFICATION
DL1	RECESSED 6" LED DOWNLIGHT
DL3	RECESSED 6" LED DOWNLIGHT
DL7E	RECESSED 6" LED DOWNLIGHT ELECTRONIC BALLAST AND EMERGENCY BALLAST
DL3	RECESSED 4" LED DOWNLIGHT
DL7	RECESSED 6" LED DOWNLIGHT WET LOCATION
DL7E	RECESSED 6" LED DOWNLIGHT WET LOCATION ELECTRONIC BALLAST AND EMERGENCY BALLAST
EM1	POLYCARBONATE EXIT
GL1	2X2 RECESSED DIRECT/INDIRECT LIGHTS
GL1E	2X2 RECESSED DIRECT/INDIRECT LIGHT EMERGENCY FIXTURE
GL3	2X4 RECESSED DIRECT/INDIRECT LIGHTS
GL3E	2X4 RECESSED DIRECT/INDIRECT LIGHT EMERGENCY FIXTURE
HL	1" LED VAPOR TIGHT JELLY JAR WITH GLASS GLOBE AND CAST GUARD
PL1	5" DIAMETER PENDANT WITH WHITE ACRYLIC DIFFUSER AND SCREW IN LED LAMP WITH ESCUTCHEON PLATES
REM2	EXTERIOR MOUNTED REMOTE EMERGENCY HEADS
RP	WALL MOUNTED LED WET LOCATION FIXTURE WITH GUARD. (FOR USE IN ROOF POCKET SEE DWG #E3).
SH	GASKETED LED WRAP AROUND UL WET LABEL WITH LOW TEMPERATURE BALLAST
SH1E	GASKETED LED WRAP AROUND UL WET LABEL WITH LOW TEMPERATURE BALLAST AND EMERGENCY BATTERY PACK WITH CHARGER WITH INVERTER
SL1	4" WET LOCATION SURFACE MOUNTED LINEAR LED
SL1E	4" WET LOCATION SURFACE MOUNTED LINEAR LED WITH BATTERY PACK
WC1	WALL MOUNTED EXTERIOR LED FIXTURE WEATHER-PROOF, UL WET LABEL
WC2	WALL MOUNTED EXTERIOR LED FIXTURE WEATHER-PROOF, UL WET LABEL
Z1	WALL MOUNTED EXTERIOR LED FIXTURE WEATHER-PROOF, UL WET LABEL



SYMBOL LEGEND

	EMERGENCY LIGHT BATTERY UNIT TO MEET ALL STATE & LOCAL CODES @ 100" A.F.F.		SWITCH
	EXIT SIGN - CEILING MOUNTED		3 WAY SWITCH
	EXIT SIGN - WALL MOUNTED		WALL MOUNTED MOTION DETECTOR-OCCUPANCY SENSOR (SET SENSOR TO 20 MINUTES SHUT)
	EXIT SIGN DIRECTIONAL ARROWS		CEILING MOUNTED MOTION DETECTOR-OCCUPANCY SENSOR (SET SENSOR TO 20 MINUTES SHUT OFF)
	EMERGENCY REMOTE HEAD (DOUBLE)		WATTSTOPPER CAT.# CB-100 OR APPROVED EQUAL (SET SENSOR TO 20 MINUTES SHUT OFF)
	EMERGENCY LIGHT BATTERY UNIT WITH (2) HEADS TO MEET ALL STATE & LOCAL CODES @ 100" A.F.F.		OCCUPANCY SENSOR (SET SENSOR TO 20 MINUTES SHUT OFF)
	TIME DELAY RELAY		CEILING MOUNTED MOTION DETECTOR-OCCUPANCY SENSOR (SET SENSOR TO 20 MINUTES SHUT OFF)
	EMERGENCY		MOTION DETECTOR-OCCUPANCY SENSOR POWER PACK, 120V, WATTSTOPPER CAT.# BZ-50 OR APPROVED EQUAL (SET SENSOR TO 20 MINUTES SHUT OFF)
	JUNCTION BOX WALL MTD		MUSIC SPEAKER
	JUNCTION BOX CEILING MTD		

1925 Prospect Ave.
Orlando, FL 32814
P (407) 661-9100
F (407) 661-9101
www.c-p.com

Chahaci & Peterson
Architects Engineers Planners

CLIENT NAME
WAWA
260 W. BALTIMORE PIKE
WAWA, PA 19063

PROJECT NAME
W50FB-VA 2018 01-MA
STORE #6668-SUD
10891 DAVIDSON PLACE
MANASSAS, VA 20109

Revision Schedule

No.	Description	Date
1	PERMIT SET	01/04/2019
2	PERMIT COMMENTS	03/15/2019
3	PERMIT COMMENTS	04/26/2019
4	BID SET	06/27/2019

PROJECT NO.
2170584

DATE
01/04/2019

DRAWN
MLB

CHECKED
JPM

E2