

ZONED B1
USE: INSTITUTION
GPN: 7897-33-788

DAVIDSON PLACE
(PRIVATE STREET)

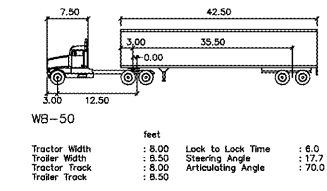
40' INGRESS-EGRESS ESM'T D.B. 1850 PG. 1138

6.150 ADT

Order Plans @
Wawa.VADiLine.com

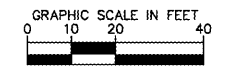
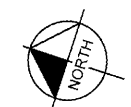
Wawa
W50-FB-I-VA-M
8,849 GSF
Type VB Construction
F.P.S. = 230.00

ZONED BY
USE: COMMERCIAL
GPN: 7897-33-9426



WB-50


feet			
Tractor Width	: 8.00	Lock to Lock Time	: 6.0
Trailer Width	: 8.50	Steering Angle	: 12.7
Tractor Track	: 8.00	Articulating Angle	: 70.0
Trailer Track	: 8.50		



SUDLEY ROAD
(R/W VARIES)
POSTED SPEED: 45 MPH, DESIGN SPEED: 45 MPH
URBAN MINOR ARTERIAL
22,000 ADT

REV	DATE	BY	REVISIONS
1	09/10/2018	CAH	P/W COMMENTS - 1ST ROUND
2	11/02/2018	CAH	P/W COMMENTS - 2ND ROUND
3	02/06/2019	CAH	P/W COMMENTS - SIGNATURE SET
4	07/25/2019	CAH	UTILITY REVISIONS

Kimley»Horn
© 2018 KIMLEY-HORN AND ASSOCIATES, INC.
11400 COMMERCE PARK DR., SUITE 400, RESTON, VA 20191
PHONE: 703-674-1300 FAX: 703-674-1350
WWW.KIMLEY-HORN.COM



KHA PROJECT	110499001	DATE	02/06/2019
SCALE	AS SHOWN	DESIGNED BY	CAH
DRAWN BY	CAH	CHECKED BY	RSS

TRUCK TURN PLAN

WAWA - SUDLEY ROAD
PREPARED FOR
FRONTIER DEVELOPMENT VA
PRINCE WILLIAM COUNTY