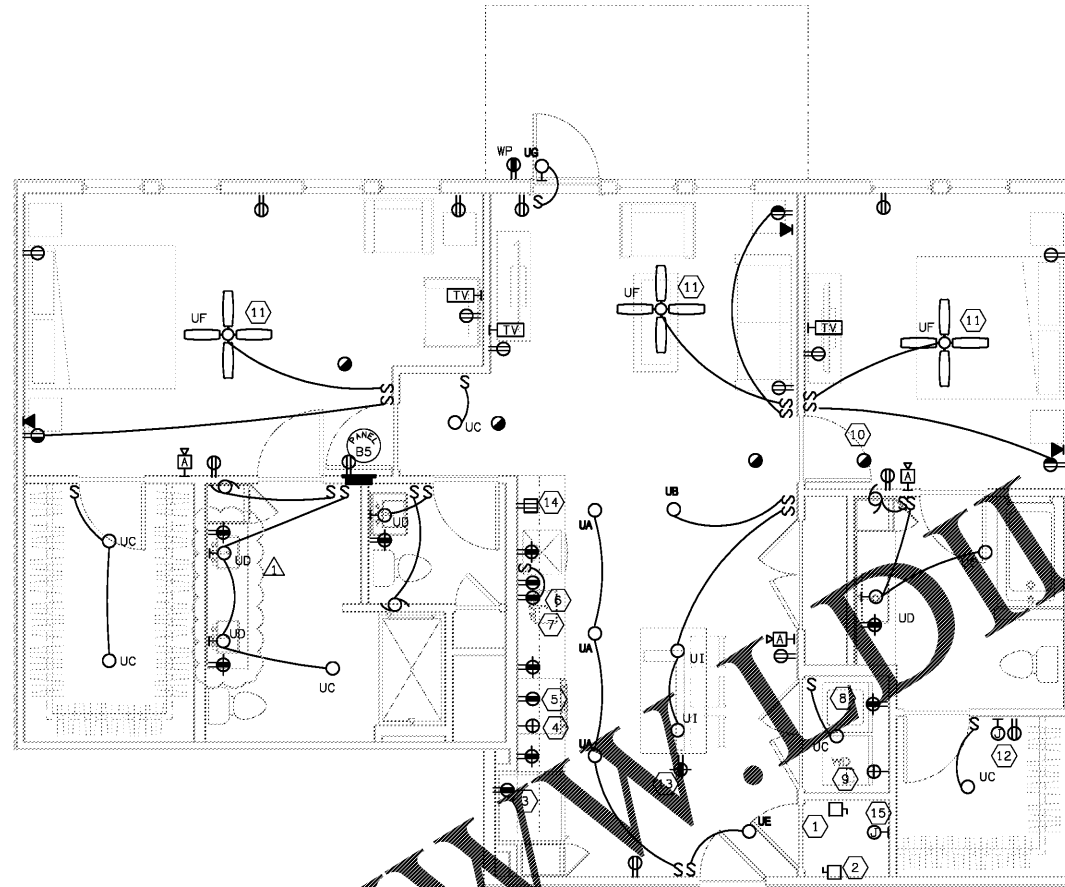
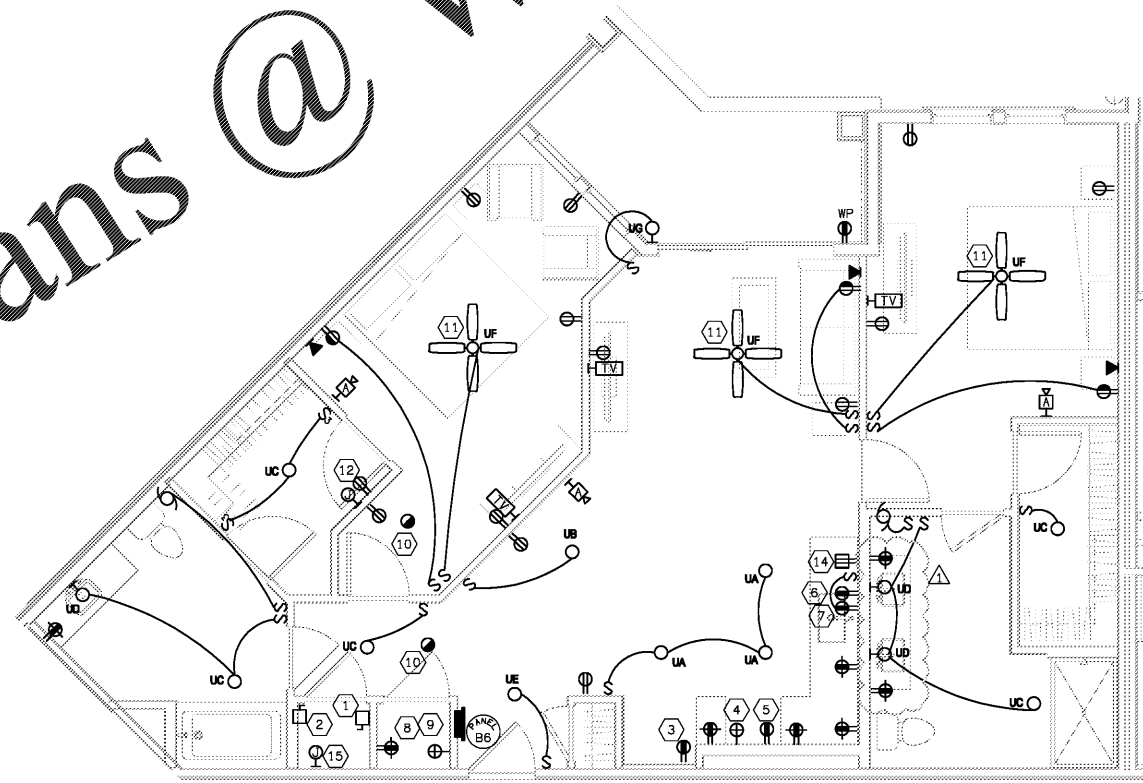


Order Plans @ [www.LDOnline.com](http://www.LDOnline.com)



**1 UNIT B5-A ELECTRICAL PLAN**  
SCALE: 1/4"=1'-0" 18025-BE-UNIT



**2 UNIT B6 - ELECTRICAL PLAN**  
SCALE: 1/4"=1'-0" 18025-BE-UNIT

MOUNT ELECTRICAL TENANT PANELS AT 48" AFF

**ELECTRICAL SHEET NOTES**

- 1 AIR HANDLING UNIT CONNECTION. UNIT HAS BUILT-IN DISCONNECT.
- 2 WATER HEATER CONNECTION. WATER HEATER MOUNTED ON PLATFORM ABOVE WASHER/DRYER. 30A/2P/30AF DISCONNECT.
- 3 REFRIGERATOR CONNECTION. MOUNT @ 60" AFF.
- 4 RANGE CONNECTION.
- 5 MICROWAVE/HOOD CONNECTION. MOUNT @ 60" AFF.
- 6 DISHWASHER PLUG IN CONNECTION.
- 7 GARBAGE DISPOSAL PLUG IN CONNECTION. AT ISLAND CONDITIONS, PROVIDE INSINKER TOP SERIES AIR SWITCH OR APPROVED ALTERNATE.
- 8 WASHER CONNECTION. MOUNT @ 48" AFF.
- 9 DRYER CONNECTION. MOUNT @ 48" AFF.
- 10 CONNECT ALL DETECTORS AHEAD OF ALL SMOKEING AND GFI DEVICES. MAINTAIN 36" CLEARANCE FROM HVAC SUPPLY GRILLES. TIE ALL DETECTORS TOGETHER SO THAT AN ALARM IN ANY DETECTOR WILL CAUSE ALL DETECTORS IN THAT UNIT TO SOUND.
- 11 PROVIDE FAN RATED BOX. CONNECT SWITCH TO FAN LIGHT KIT.
- 12 CATV SYSTEM DISTRIBUTION BOX. MOUNT ON THE WALL THAT HAS NO SHELVES @ 50" AFF TO TOP OF BOX. SEE RISER DIAGRAM FOR REQUIREMENTS.
- 13 INSTALL OUTLET 6" BELOW TOP OF COUNTER TO BOTTOM OF OUTLET.
- 14 PROVIDE A DUPLEX WITH DUAL USB PORTS. CONNECT RECEPTACLE DOWNSTREAM OF GFCI RECEPTACLE.
- 15 CONNECTION FOR HOT WATER RE-CIRCULATING PUMP.

ALL ELECTRICAL DESIGN AND INSTALLATION SHALL COMPLY WITH 2017 N. E. C.

ALL GENERAL RECEPTACLES REQUIRED BY NEC 210.52 SHALL BE TAMPER PROOF.

**BOX NOTES**

ELECTRICAL OUTLETS OR BOXES LOCATED ON OPPOSITE SIDES OF RATED WALLS OR PARTITIONS SHALL MEET ONE OF THE FOLLOWING CRITERIA:

1. BOXES SHALL BE SEPARATED BY A HORIZONTAL DISTANCE OF NOT LESS THAN 24".
2. BOXES SHALL BE SURROUNDED ON 5 SIDES WITH FIRE RATED GYPSUM BOARD TO MAINTAIN THE FIRE RATING OF THE WALL.
3. BACK OF BOXES SHALL BE WRAPPED IN FIRE RESISTANT PUTTY SIMILAR TO SPEC-SEAL FIRE RATED PUTTY PADS.
4. PROVIDE 2 HOUR RATED BACK BOXES AND OFFSET BY THE WIDTH OF A BOX.

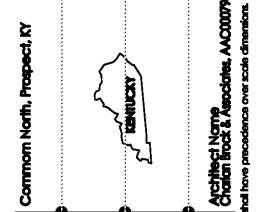
**ACCESSIBILITY UNIT REQUIREMENTS**

IN ALL APARTMENT UNITS PROVIDE THE FOLLOWING ADDITIONAL EQUIPMENT:  
 1. ALL AUDIBLE DEVICES WITHIN THE UNITS SHALL BE CAPABLE OF SUPPORTING AN AUDIO/VISUAL DEVICE.  
 2. THE VISUAL ELEMENT OF THIS AUDIO/VISUAL DEVICE SHALL BE RATED AT 110cd.  
 3. PROVIDE ADEQUATE CAPACITY ON SIGNAL CIRCUITS TO ACCOMMODATE FUTURE 110cd STROBES IN ALL UNITS.  
 4. IN ADDITION TO THE DEVICES INDICATED ON THE DRAWINGS, PROVIDE A PREWIRE BACK BOX TO ACCEPT A FUTURE 75cd STROBE IN EACH BATHROOM FOR ALL UNITS.

NOTE: SYSTEM TO COMPLY WITH FBC 907.5.2.3.4


**MOUNTING HEIGHT REQUIREMENTS**

1. KITCHEN RECEPTACLES: TOP OF BOX AT 46".
2. WALL RECEPTACLES: TOP OF BOX AT 18"
3. WALL SWITCH: TOP OF BOX AT 48"
4. CORNER KITCHEN RECEPTACLES: AT LEAST 1 RECEPTACLE IN EACH CORNER COUNTER TOP CONDITION MUST BE 36" FROM THE BACK WALL.
5. BATHROOM RECEPTACLES: TOP OF BOX AT 48" AFF. MUST BE MOUNTED AT LEAST 18" FROM BACK WALL.



**MiGre Engineers LLC**

780 FLORIDA CENTRAL PARKWAY SUITE 224  
 LONGWOOD, FL 32750  
 PH: 407.336.7999  
 PROJECT #: 18025



**Lyric at Norton Commons**  
 Prospect, Kentucky

Bristol Development Group  
 381 Maloney Station Rd, Suite 204  
 Franklin, TN 37067



1770 fennell street  
 maitland florida 32751-7208  
 407.660.8900 ; 407.875.9948  
 www.cbaarchitects.com

**UNIT B5-A AND B6**  
**ELECTRICAL PLANS**

date: 06-04-2019  
 job no: 3789.15  
 drawn by: MLD  
 reviewed by: MLD  
 file: 18025-B-UNIT  
 issue history:  
 07-03-2019

**E4.06**

charlan brock associates, inc. hereby reserves its copyright and other rights in these plans, ideas, and designs. These plans, ideas, and designs are not to be reproduced, changed or copied in any form or manner whatsoever, nor are they to be assigned to any third party, without first obtaining the express written permission from C.B.A., Inc. All dimensions and floor plan dimensions are shown in feet and inches unless otherwise noted.