

FAN UNIT NO.	TAG	FAN UNIT MODEL #	CFM	ESP.	RPM	H.P.	B.H.P.	Ø	VCLT.	FLA	DISCHARGE VELOCITY	WEIGHT (LBS.)	SCHE.
1	K2F-1	DU180FA	1650	1.900	1271	1.800	0.8880	3	308	4.4	361 FPM	165	14.6

FAN UNIT NO.	TAG	FAN UNIT MODEL #	CONDENSER NO.	TONNAGE	VOLTAGE	PHASE	FREQUENCY	MCA	RLA	MAX. FUSE SIZE	MFL WIRE SIZE	SEER
2	A1-03B	A1-03B-MD-MFU	1	3	208-230	3 PHASE	60 Hz	14.8 Amps	11.7 Amps	20 Amps	14 AWG	14

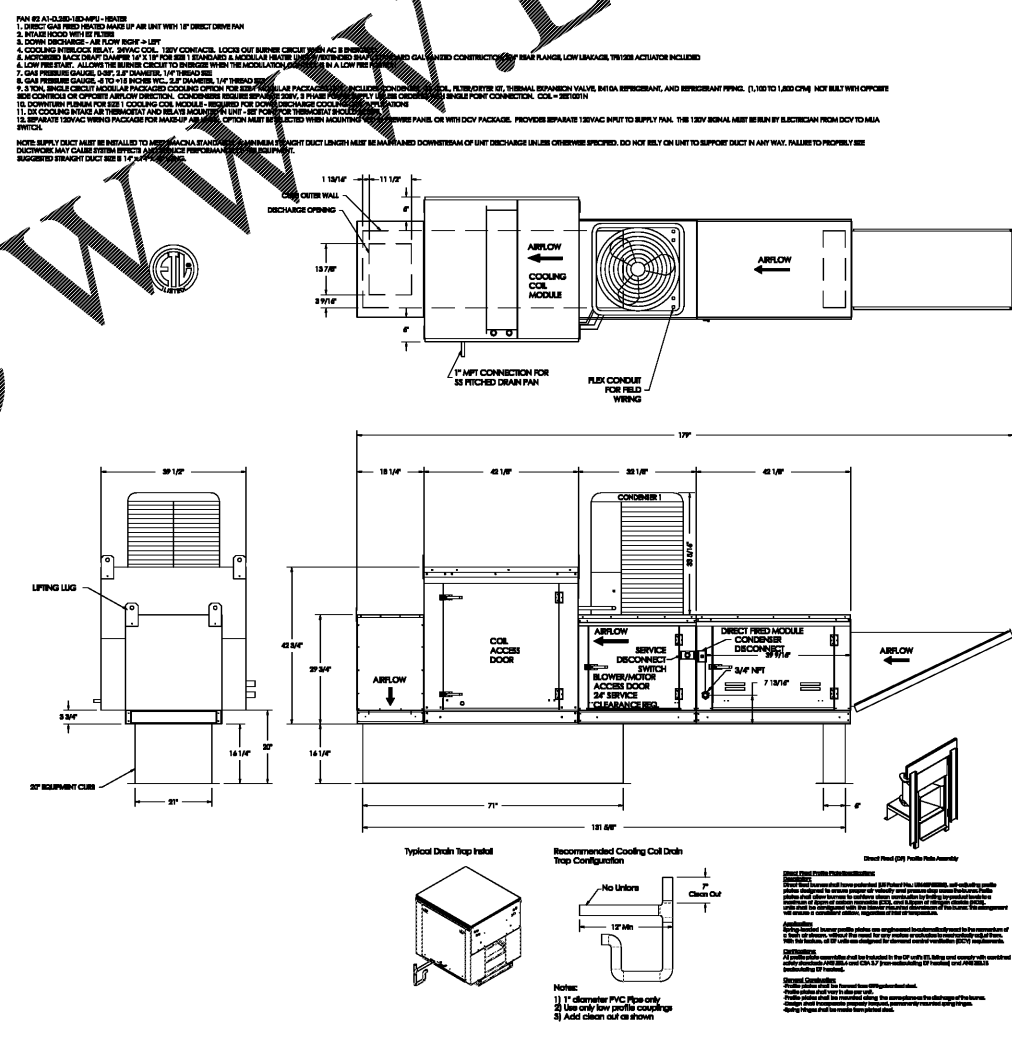


FAN UNIT NO.	TAG	FAN UNIT MODEL #	BLOWER	HOUSING	AMB. CFM	DESIGN CFM	ESP.	RPM	H.P.	B.H.P.	Ø	VCLT.	FLA	COOLING COIL ENTERING DB TEMP.	COOLING COIL LEAVING DB TEMP.	COOLING COIL LEAVING WB TEMP.	COOLING COIL TOTAL CAPACITY	COOLING COIL SENSIBLE CAPACITY	COOLING COIL LATENT CAPACITY	WEIGHT (LBS.)	SCHE.	BURNER EFFICIENCY (%)	
2	MUA-1	A1-03B-MD-MFU	18MF-1-MCD	A1-03B	1000	1400	0.730	1860	1.800	0.9280	3	308	4.4	91.0°F	75.0°F	74.0°F	68.0°F	31.8 MMB	20.4 MMB	11.2 MMB	1205	17.8	93

FAN UNIT NO.	TAG	INPUT BTU/h	OUTPUT BTU/h	TEMP. RISE	REQUIRED INPUT GAS PRESSURE	GAS TYPE
2	10R21	100739	70 deg F	7 in. w.c. - 14 in. w.c.	Not used	

FAN UNIT NO.	TAG	OPTION (Qty. - Desc.)
1		1 - Grease Trap
		1 - Fan Base Castable Steel - Slip Lugs - For Grease Duct
		1 - JAC Inlet/Outlet Relay - SAVAC Coil
		1 - Motorized Backdraft Damper for A1-D Housing
		1 - Low Pico Start
		1 - Seal Pressure Gauge 0-5 PSI
		1 - Motorized Pressure Gauge - 0 to 1/2" w.c.
2		1 - 3 Ton Single Circuit Modular Packaged Cooling Option for Size 1 MUA (1,100 to 1,800 cfm), 208V/3PH, 3 phase. Cooling Thermostat or Programmable Start Required for Proper Operation.
		1 - Downflow Plenum for Size 1 DX Coil Module
		1 - Cooling Thermostat and Relay (Not req. for wrap)
		1 - Separate 120V Wiring Package (Required and used only for DCV or Pseudo With VSD) - Three Phase Only

NO.	CH. FAN	WEIGHT	ITEM	SIZE
1	#1	33 LBS	Curb	36.000" W x 36.000" L x 36.000" H. Vented / Rigid 16 Gauge
2	#2	85 LBS	Curb	21.000" W x 21.000" L x 36.000" H. Insulated
	#2		Roll	4.000" W x 21.000" L x 20.000" H

NO.	TAG	PACKAGE #	LOCATION	SWITCHES	QUANTITY	OPTION	FANS CONTROLLED
1		DCV-1111	Utility Cabinet Right	D4 - Utility Cabinet Right	1 Light	Smart Controls DCV	Reheat 3 1,800 308 4.4 Supply 3 1,800 308 4.4



REVISIONS

NO.	DESCRIPTION	DATE
1		

DATE: 5/17/2019
DRWING: 3834931
DRAWN BY: PAB
SCALE: 3/4" = 1'-0"
MASTER DRAWING

SHEET NO. 2

Order Plans

WWW.DIline.com

CAPTIVE.COM
Owens Corning Fiberglas Division
16000 Independence Blvd., Commerce, FL 34209 PHONE: (877) 666-5888 FAX: (813) 749-9811 EMAIL: captiv@owenscorning.com

Common North, Prospect, KY

780 FLORIDA CENTRAL PARKWAY SUITE 224 LONGWOOD, FL 32750 PH: 407.336.7999 PROJECT #: 18025

Lyric at Norton Commons Prospect, Kentucky

Bristol Development Group
381 Malony Station Rd. Suite 204
Franklin, TN 37067

charlan brock associates
architects • planners

1770 fennell street
maitland florida 32751-7208
407.660.8900 • 407.875.9948
www.cbaarchitects.com

HVAC SCHEDULES AND DETAILS

date: 06-04-2019
job no: 3789.15
drawn by: GNIK
reviewed by: GNIK
file: 18025-H-SCHEDS
issue history:

H6.08