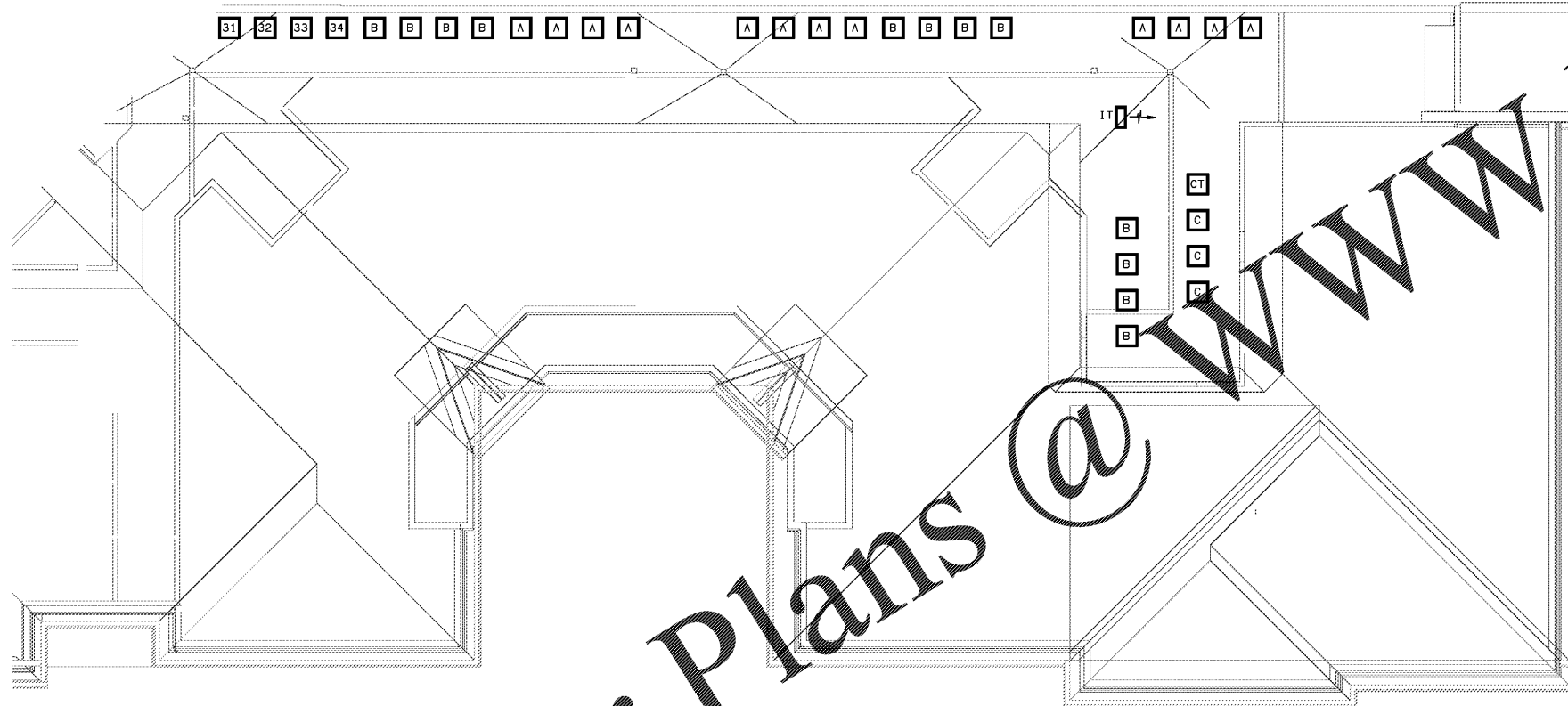


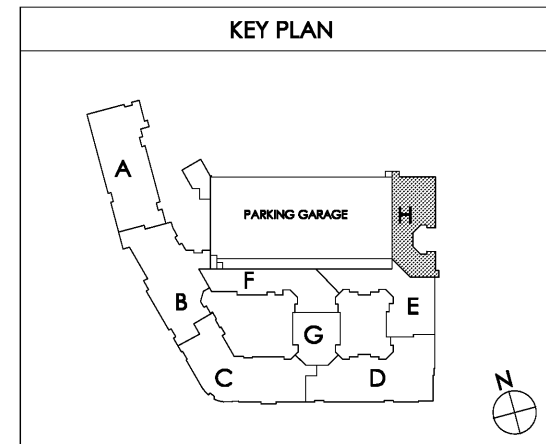
MOUNT CU'S PER DETAIL ON SHEET H6.11. CU'S MAY BE REGROUPED AS NECESSARY TO SHORTEN REFRIGERANT LINES ONLY UPON REVIEW AND APPROVAL OF STRUCTURAL ENGINEER. TAG EACH CONDENSING UNIT WITH THE LIVING UNIT NUMBER SERVED WITH A PERMANENT ENGRAVED TAG ON THE DISCONNECT AND THE STAND, AND FOR CONDENSING UNITS SERVING CORRIDORS AND PUBLIC SPACES TAG WITH THE PLAN MARK FROM THE SCHEDULE ON THESE PLANS.

PROVIDE UPSIZED SUCTION LINES AND REFRIGERANT SPECIALTIES AS RECOMMENDED BY THE CONDENSING UNIT MANUFACTURER FOR THE LINE LENGTHS INSTALLED, FOR MAX 3% CAPACITY LOSS



1 PARTIAL BUILDING PLAN H - (05) ROOF - HVAC PLAN
SCALE 1/8" = 1'-0"

18025-H-BLDG




Common North, Prospect, KY



MiGre
Engineers LLC

780 FLORIDA CENTRAL PARKWAY
SUITE 224
LONGWOOD, FL 32750
PH: 407.336.7999
PROJECT #: 18025



Lyric at Norton Commons
Prospect, Kentucky

Bristol Development Group
381 Mallory Station Rd, Suite 204
Franklin, TN 37067

charlan • brock
associates

architects • planners

1770 fennell street
maitland florida 32751-7208
407.660.8900 • 407.875.5948
www.cbaarchitects.com

PARTIAL BUILDING

PLAN H - ROOF

HVAC

PLAN

date: 06-04-2019
job no: 3789.16
drawn by: GNIK
reviewed by: GNIK
file: 18025-H-BLDG
issue history:

H1.15H

Charlan Brock Associates, Inc. hereby reserves all copyright and other rights in these plans, ideas, and designs. These plans, ideas, and designs are not to be reproduced, changed or copied in any form or manner whatsoever, nor are they to be assigned to any third party, without first obtaining the express written permission from C.B.A., Inc. All dimensions and floor plan dimensions are shown in feet and inches unless otherwise noted.