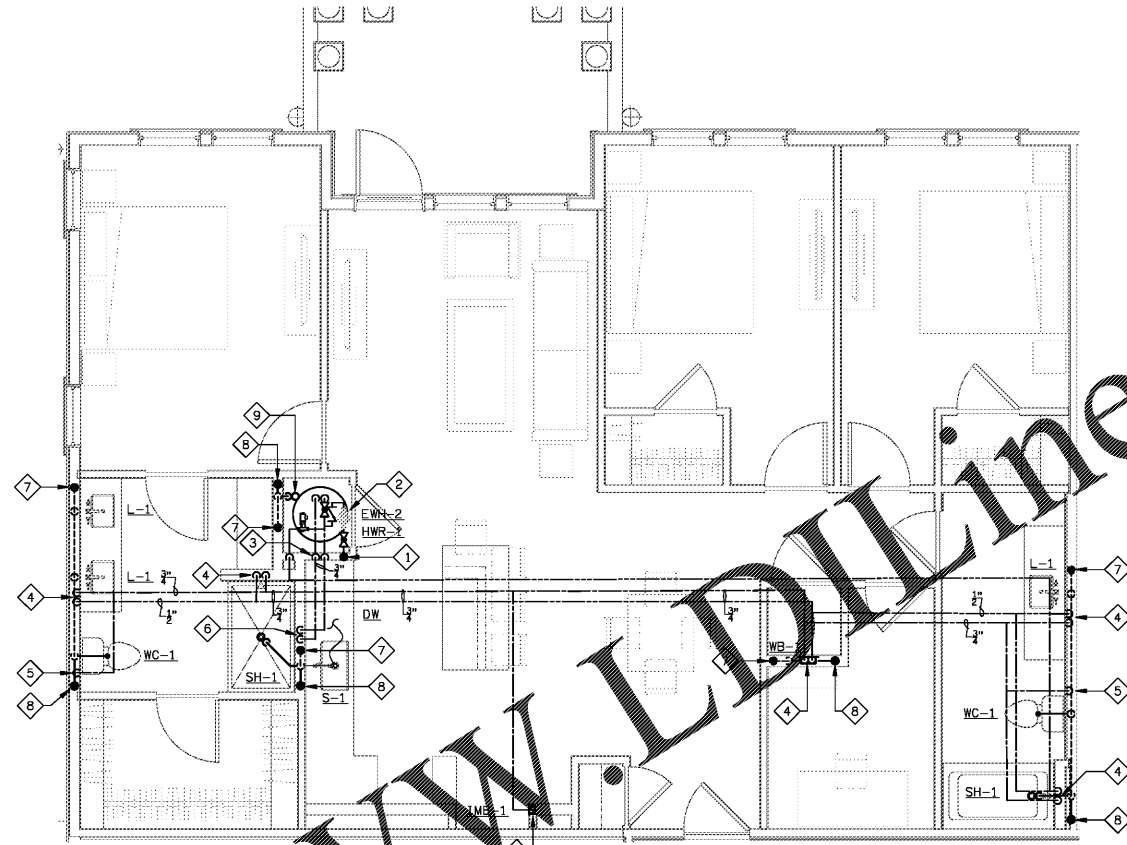
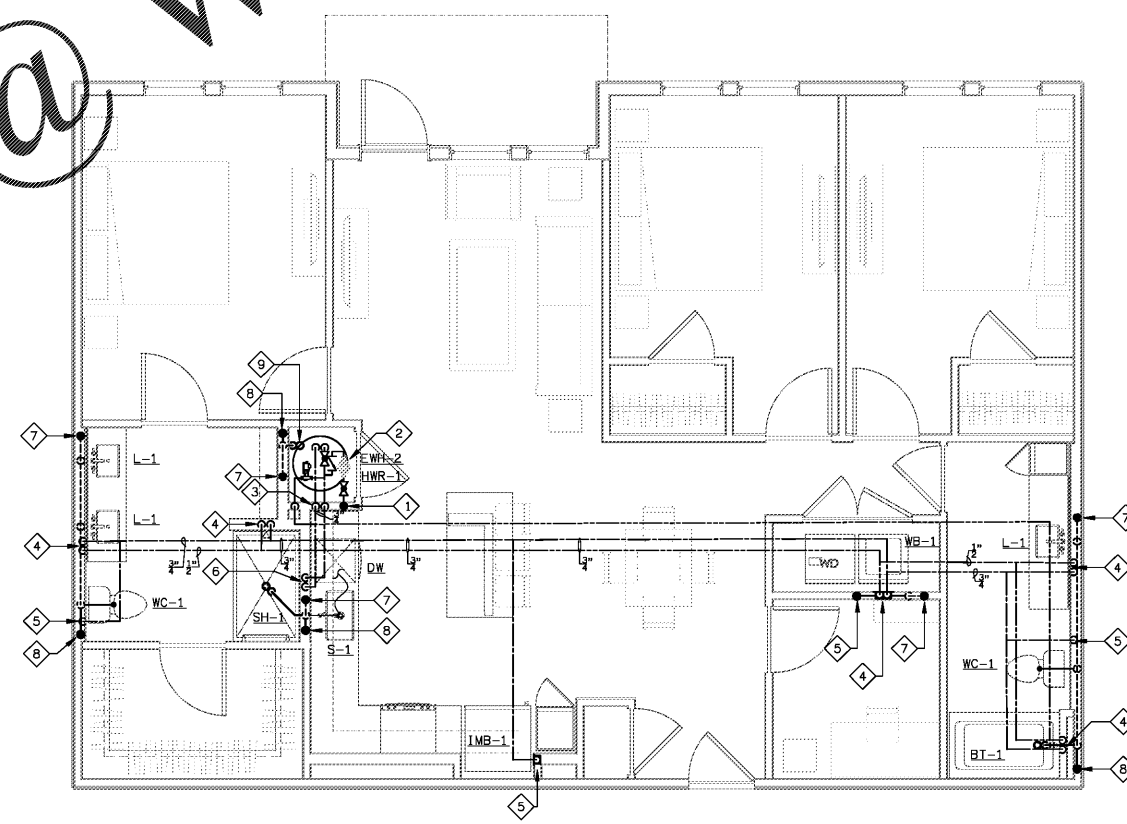


Order Plans @ www.LDinline.com



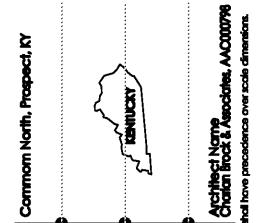
1 UNIT C1 - PLUMBING PLAN
SCALE: 1/4"=1'-0" 18025-P-1-UNIT




2 UNIT C1-A - PLUMBING PLAN
SCALE: 1/4"=1'-0" 18025-P-1-UNIT

PLAN NOTES

- 1 UNIT'S WATER SERVICE.
- 2 UNITS DOMESTIC WATER SHUT-OFF VALVE, REMOTE READ METER, AND CHECK-VALVE.
- 3 3/4" CW & HW DOWN TO AND UP FROM WATER HEATER.
- 4 1/2" HW & CW PIPING DOWN IN WALL CONNECT TO PLUMBING FIXTURE(S).
- 5 1/2" CW DOWN IN WALL CONNECT TO PLUMBING FIXTURE(S).
- 6 1/2" HW & CW PIPING DOWN IN WALL TO SINK AND DISHWASHER.
- 7 VENT RISER.
- 8 SANITARY RISER.
- 9 2" HUB DRAIN FOR SAFETY PAN AND CONDENSATE. PROVIDE TRAP PRIMER.



Migre Engineers LLC
780 FLORIDA CENTRAL PARKWAY SUITE 224
LONGWOOD, FL 32750
PH: 407.336.7999
PROJECT #: 18025



Lyric at Norton Commons
Prospect, Kentucky
Bristol Development Group
381 Mallory Station Rd, Suite 204
Franklin, TN 37067

charlan • brock associates
architects • planners
1770 fennell street
maitland florida 32751-7208
407.660.8900 • 407.875.9948
www.cbaarchitects.com

UNIT C1 AND C1-A
PLUMBING
PLANS

date: 06-04-2019
job no: 3789.15
drawn by: GNIK
reviewed by: GNIK
file: 18025-P-UNIT
issue history:

Charlan Brock, Inc. hereby reserves its copyright in these plans, ideas, and designs. These plans, ideas, and designs are not to be reproduced, changed or copied in any form or manner whatsoever, nor are they to be assigned to any third party, without first obtaining the express written permission from C.B.A., Inc. within dimensions and have precedence over scale dimensions. To the best of the engineer's knowledge, the plans and specifications comply with the applicable minimum building codes and the applicable industry standards.