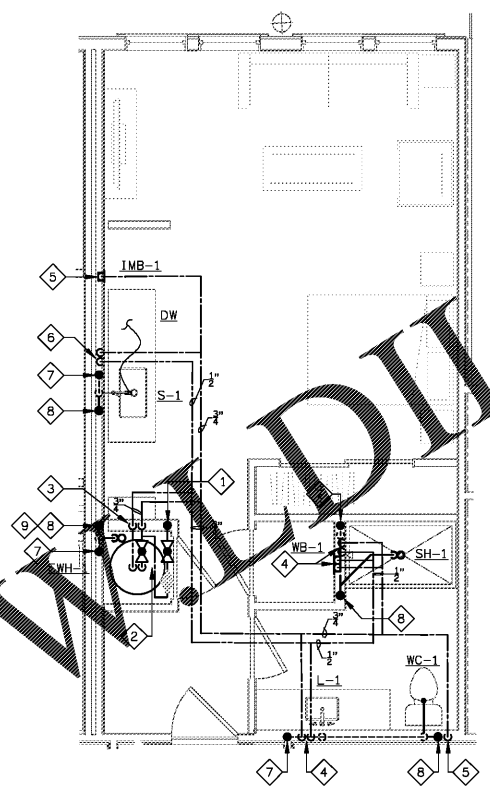
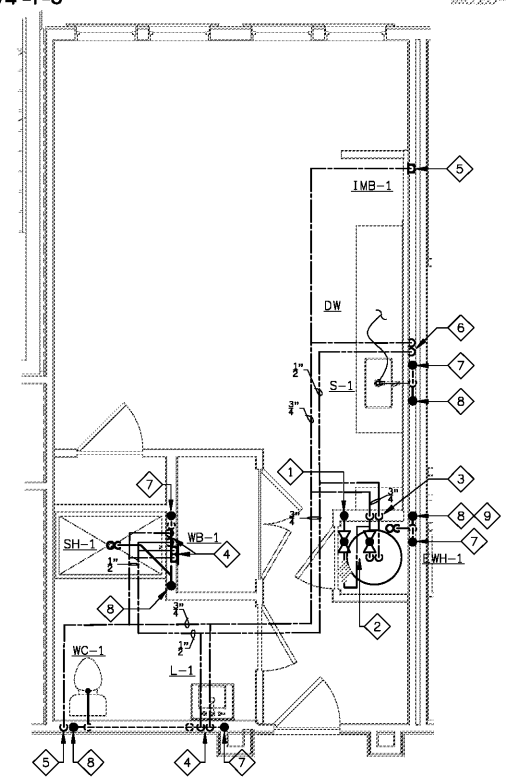


3 UNIT S2 - PLUMBING PLAN
SCALE: 1/4"=1'-0"



1 UNIT S1 - PLUMBING PLAN
SCALE: 1/4"=1'-0"

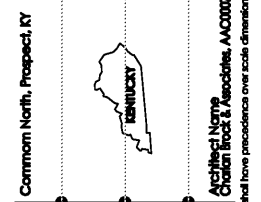


2 UNIT S1-A - PLUMBING PLAN
SCALE: 1/4"=1'-0"

PLAN NOTES


- 1 UNIT'S WATER SERVICE.
- 2 UNITS DOMESTIC WATER SHUT-OFF VALVE, REMOTE READ METER, AND CHECK-VALVE.
- 3 3/4" CW & HW DOWN TO AND UP FROM WATER HEATER.
- 4 1/2" HW & CW PIPING DOWN IN WALL CONNECT TO PLUMBING FIXTURE(S).
- 5 1/2" CW DOWN IN WALL CONNECT TO PLUMBING FIXTURE(S).
- 6 1/2" HW & CW PIPING DOWN IN WALL TO SINK AND DISHWASHER.
- 7 VENT RISER.
- 8 SANITARY RISER.
- 9 2" HUB DRAIN FOR SINK, PAN AND CONDENSATE. PROVIDE TRAP/PRIMER.

Order Plans @ WWW.DILine.com



MiGre
Engineers LLC

780 FLORIDA CENTRAL PARKWAY
SUITE 224
LONGWOOD, FL 32750
PH: 407.336.7999
PROJECT #: 18025



Lyric at Norton Commons
Prospect, Kentucky

Bristol Development Group
381 Mallory Station Rd, Suite 204
Franklin, TN 37067



architects • planners

1770 fennell street
maitland florida 32751-7208
407.660.8900 • 407.875.9948
www.cbarchitects.com

UNIT S1 & S2
PLUMBING
PLAN

date: 06-04-2019
job no: 3789.15
drawn by: GNIK
reviewed by: GNIK
file: 18025-P-UNIT
issue history:

MiGre Engineers, LLC - 18025-P-UNIT.dwg - PL-01 - 06/04/2019 - 10:00 AM - 10/10/2019 10:00 AM

charlan brock associates, Inc. hereby reserves all copyright, and other rights in these drawings, ideas, and designs. These drawings, ideas, and designs are not to be reproduced, changed or copied in any form or manner whatsoever, nor are they to be assigned to any third party, without first obtaining the express written permission from C.B.A., Inc. within dimensions and have precedence over scale dimensions. To the best of the engineer's knowledge, the plans and specifications comply with the applicable minimum building codes and the applicable industry standards.