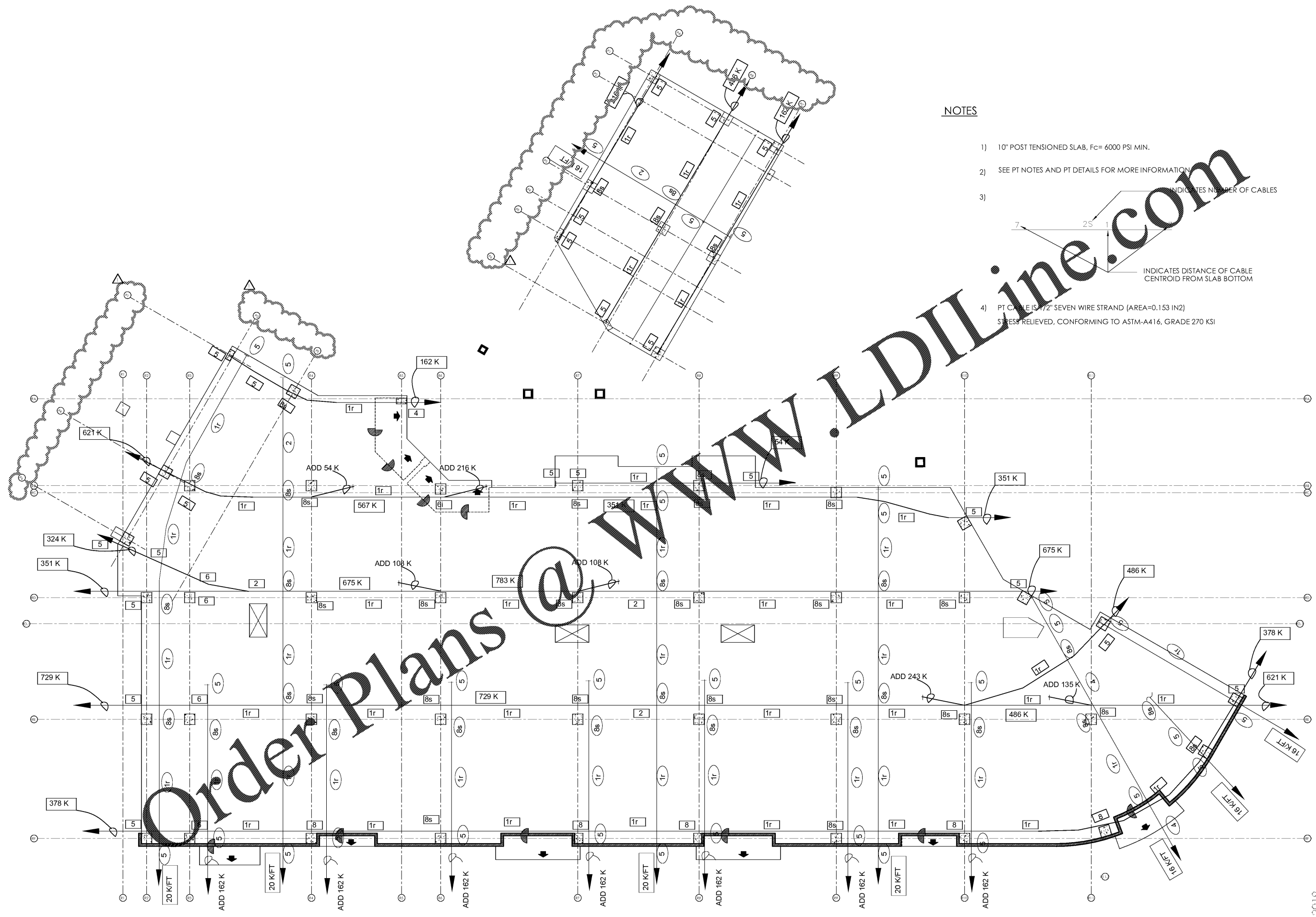
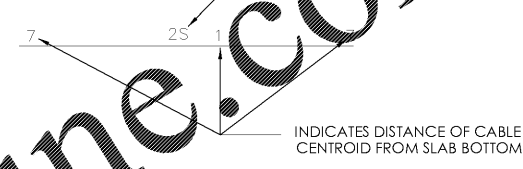


7/2/2019 11:20:18 AM C:\Users\cristian\Documents\38\Norton Commons\38\Norton Commons\38\PT\PT\PT\AS_8.138.rvt



NOTES

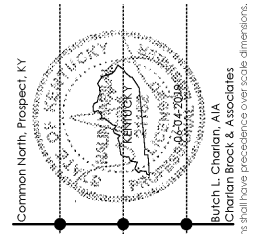
- 1) 10" POST TENSIONED SLAB, Fc= 6000 PSI MIN.
- 2) SEE PT NOTES AND PT DETAILS FOR MORE INFORMATION.
- 3) INDICATES NUMBER OF CABLES
- 4) PT CABLES 1/2" SEVEN WIRE STRAND (AREA=0.153 IN2) STRESS RELIEVED, CONFORMING TO ASTM-A416, GRADE 270 KSI



Order Plans @ WWW.LDILine.com

1 PODIUM PT CABLE PLAN

SCALE: 1/8" = 1'-0"



Common North Prospect, KY

NALIN H. JOSHI, P.E.
 4321 MAYWOOD DRIVE
 JACKSONVILLE, FL 32277
 NALIN@JSHREE@AOL.COM
 (904) 744-6133

Lytic at Norton Commons
 Prospect, Kentucky

Bristol Development Group
 881 Malloy Station Rd, Suite 204
 Franklin, TN 37067

charlan • brock associates
 architects • planners

1770 feynell street
 maitland florida 32751-7208
 407.660.8900; f:407.875.9948
 www.cbarchitects.com

POST TENSION SLAB CABLE PLAN

date: 06-04-2019
 job no: 3789.15
 drawn by: COOL
 reviewed by: NHJ
 issue history:
 Δ Date
 1 7-3-2019

REV: 07-03-2019

\$2.13

charlan, brock & associates, inc. hereby reserves all common law copyright and other proprietary rights in these plans, specs, and designs. these specs, designs, and plans are not to be reproduced, changed or copied in any form or manner whatsoever, nor are they to be assigned to any third party, without first obtaining the express written permission from c.b.a., inc. written dimensions shall have precedence over scale dimensions.