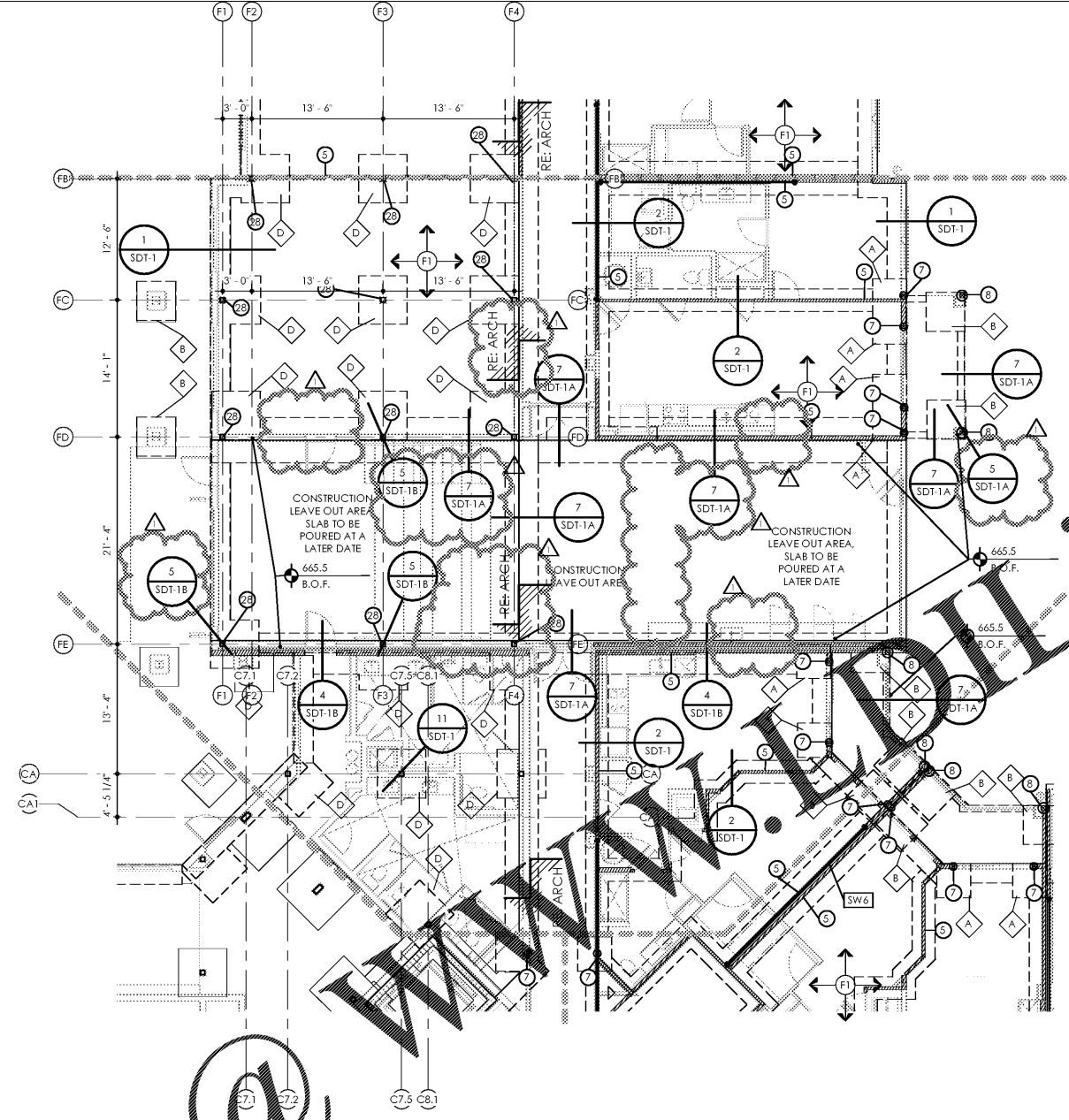


C:\Users\csullivan\Documents\381 Cultural\Staff\3789 - Norton Commons\3789-STRUC\TRIAL_818.rvt 7/2/2019 11:40:54 AM



PARTIAL FOUNDATION PLAN G

SCALE: 1/8" = 1'-0"

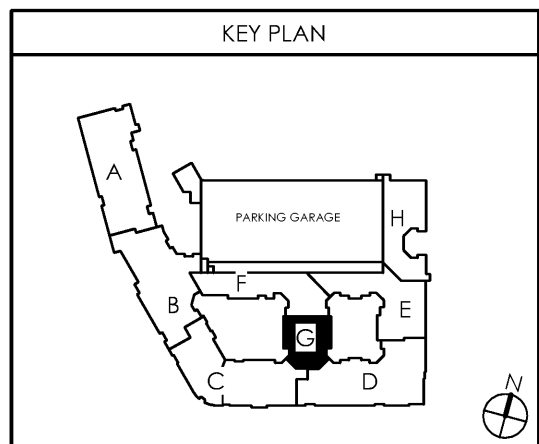
BOTTOM OF FOUNDATION HAS BEEN ADDED AT RETAINING WALLS CONDITIONS. FOR ELEVATIONS NOT IDENTIFIED, FOUNDATION IS AT GRADE AND SHALL BE BY DETAIL REFERENCED

| FOOTING DESIGN | | |
|----------------|-----------------|---------------|
| MARK | SIZE | REINFORCEMENT |
| 1 | 30' X 30' X 30" | 3 #5 EACH WAY |
| 2 | 30' X 30' X 30" | 3 #5 EACH WAY |
| 3 | 48' X 48' X 24" | 4 #5 EACH WAY |
| 4 | 48' X 48' X 24" | 5 #5 EACH WAY |
| 5 | 60' X 60' X 24" | 6 #5 EACH WAY |

NOTE: ALL TOP OF FOOTING ON SLOPED PORTION OF SLAB TO BE 8" FROM TOP OF SLAB
ALL STEEL FOOTING TO BE MIN. 4" FROM T.O. SLAB

| FOUNDATIONS NOTES | | | | | | | | | |
|-------------------|--|---|--|---|--|---|--|---|--|
| 1 | CONCRETE ON GRADE W/ 10 MIL FOR BARRIER ON CLEAN COMPACTED FILL, 95% DENSITY | 2 | RECESSED SLAB FOR CONCRETE PAVEMENT SYSTEM IN SAND BED | 3 | PRESSURE TREATED 4x4 COLUMN POST OR (3) 2x4 P.T. STUDS W/ HD-38 HOLD DOWN FOR EXTERIOR WALLS AND BALCONIES ONLY. P.T. COLUMNS AND HOLD-DOWNS ARE NOT REQUIRED IN INTERIOR CONDITIONS AT BALCONY AND STAIR. | 4 | PRESSURE TREATED 4x6 COLUMN POST OR (4) 2x6 P.T. STUDS W/ HD-38 HOLD DOWN FOR EXTERIOR WALLS AND BALCONIES. P.T. COLUMNS ARE NOT REQUIRED IN INTERIOR CONDITIONS. USE CB-66 OR HD-38 CONNECTION AT BASE. | 5 | PRESSURE TREATED 6x6 COLUMN POST OR (4) 2x6 P.T. STUDS W/ HD-38 HOLD DOWN FOR EXTERIOR WALLS AND BALCONIES. P.T. COLUMNS ARE NOT REQUIRED IN INTERIOR CONDITIONS. USE CB-66 OR HD-38 CONNECTION AT BASE. |

| SHEARWALL SCHEDULE | | | | | | | |
|--------------------|----------------|---------------------------|--|--|--|--------------------------------|-----------------------------|
| MARK | APPROX. LENGTH | MATERIALS | FOUNDATION TO 2ND FLOOR | 2ND TO 3RD/ 3RD TO 4TH | 4TH FLOOR TO ROOF | INTERMEDIATE FASTENER | HOLD DOWNS |
| SW-1 | +/- 20'-0" | 7/16" O.S.B. @ EXT. WALLS | 8d NAILS @ 3" O.C. @ ALL PANEL EDGES, 675 LB/LF | 8d NAILS @ 4" O.C. W/BLOCK @ ALL PANEL EDGES, 425 LB/LF | 8d NAILS @ 4" O.C. W/BLOCK @ ALL PANEL EDGES, 425 LB/LF | 8d NAILS @ 6" O.C. | 1/2" A.B. W/HD-58 @ EA. END |
| SW-2 | +/- 12'-0" | | 8d NAILS @ 3" O.C. @ ALL PANEL EDGES, 675 LB/LF | 8d NAILS @ 4" O.C. W/BLOCK @ ALL PANEL EDGES, 425 LB/LF | 8d NAILS @ 4" O.C. W/BLOCK @ ALL PANEL EDGES, 425 LB/LF | 8d NAILS @ 6" O.C. | 1/2" A.B. W/HD-58 @ EA. END |
| SW-3 | SW-3 | | NO. 6 BUGLE HEAD DRYWALL SCREWS @ 3" O.C. @ ALL PANEL EDGES, 675 LB/LF | NO. 6 BUGLE HEAD DRYWALL SCREWS @ 4" O.C. @ ALL PANEL EDGES, 425 LB/LF | NO. 6 BUGLE HEAD DRYWALL SCREWS @ 4" O.C. @ ALL PANEL EDGES, 425 LB/LF | NO. 6 DRYWALL SCREWS @ 6" O.C. | 1/2" A.B. W/HD-58 @ EA. END |
| SW-4 | +/- 12'-0" | 5/8 GYP. BOARD | NO. 6 BUGLE HEAD DRYWALL SCREWS @ 3" O.C. @ ALL PANEL EDGES, 675 LB/LF | NO. 6 BUGLE HEAD DRYWALL SCREWS @ 4" O.C. @ ALL PANEL EDGES, 425 LB/LF | NO. 6 BUGLE HEAD DRYWALL SCREWS @ 4" O.C. @ ALL PANEL EDGES, 425 LB/LF | NO. 6 DRYWALL SCREWS @ 6" O.C. | 1/2" A.B. W/HD-58 @ EA. END |
| SW-5 | +/- 16'-0" | | NO. 6 BUGLE HEAD DRYWALL SCREWS @ 3" O.C. @ ALL PANEL EDGES, 675 LB/LF | NO. 6 BUGLE HEAD DRYWALL SCREWS @ 4" O.C. @ ALL PANEL EDGES, 425 LB/LF | NO. 6 BUGLE HEAD DRYWALL SCREWS @ 4" O.C. @ ALL PANEL EDGES, 425 LB/LF | NO. 6 DRYWALL SCREWS @ 6" O.C. | 1/2" A.B. W/HD-58 @ EA. END |
| SW-6 | +/- 20'-0" | | NO. 6 BUGLE HEAD DRYWALL SCREWS @ 3" O.C. @ ALL PANEL EDGES, 675 LB/LF | NO. 6 BUGLE HEAD DRYWALL SCREWS @ 4" O.C. @ ALL PANEL EDGES, 425 LB/LF | NO. 6 BUGLE HEAD DRYWALL SCREWS @ 4" O.C. @ ALL PANEL EDGES, 425 LB/LF | NO. 6 DRYWALL SCREWS @ 6" O.C. | 1/2" A.B. W/HD-58 @ EA. END |
| SW-7 | SW-7 | | NO. 6 BUGLE HEAD DRYWALL SCREWS @ 3" O.C. @ ALL PANEL EDGES, 675 LB/LF | NO. 6 BUGLE HEAD DRYWALL SCREWS @ 4" O.C. @ ALL PANEL EDGES, 425 LB/LF | NO. 6 BUGLE HEAD DRYWALL SCREWS @ 4" O.C. @ ALL PANEL EDGES, 425 LB/LF | NO. 6 DRYWALL SCREWS @ 6" O.C. | 1/2" A.B. W/HD-58 @ EA. END |



date: 06-04-2019
 job no: 3789.15
 drawn by: COOL
 reviewed by: NHJ
 issue history:
 Δ Date 1 7-3-2019

REV 1-07-03-2019

S1.11G

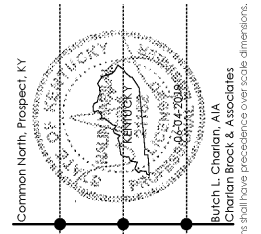
WWW.ONLINE.COM

Lytic at Norton Commons
 Prospect, Kentucky

NALIN H. JOSHI, P.E.
 4321 MAYWOOD DRIVE
 JACKSONVILLE, FL 32277
 NALIN@JSHREE@AOL.COM
 (904) 744-6133

charlan brock associates
 architects • planners
 1770 fehnell street
 maitland florida 32751-7208
 407.660.8900 | f:407.875.9948
 www.cbarchitects.com

FOUNDATION PLAN



Bulch L. Charlton, AIA
 Charlan Brock & Associates

charlan, brock & associates, inc. hereby reserves all common law copyright and other proprietary rights in these plans, books, and designs. these books, designs, and plans are not to be reproduced, changed or copied in any form or manner whatsoever, nor are they to be assigned to any third party, without first obtaining the express written permission from c.b.a., inc. written dimensions shall have precedence over scale dimensions.