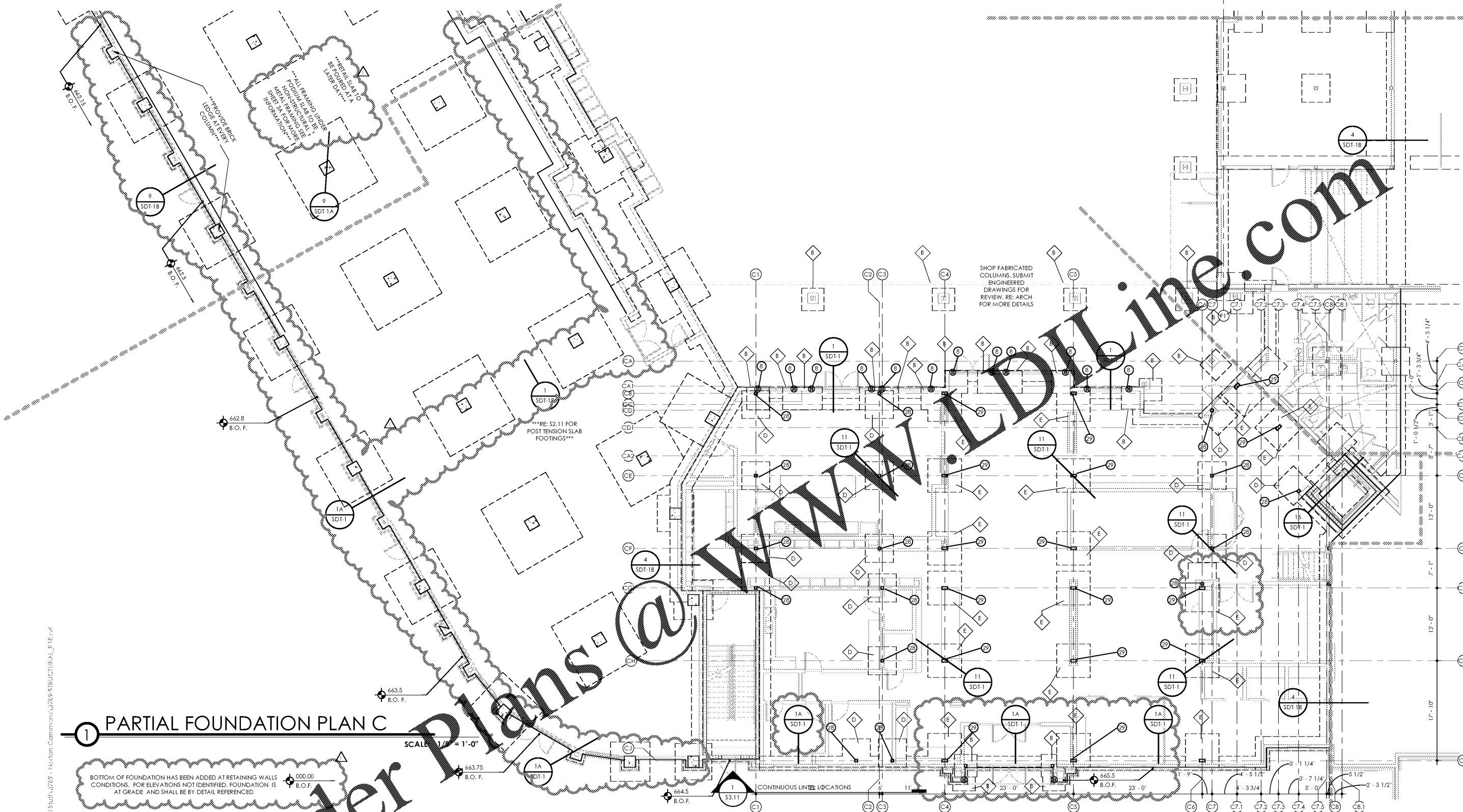


C:\Users\charlan\Documents\3789\3789 - Lyric Commons\3789-STRUC\STRUC.dwg, 8/18/19



1 PARTIAL FOUNDATION PLAN C
SCALE: 1/4" = 1'-0"

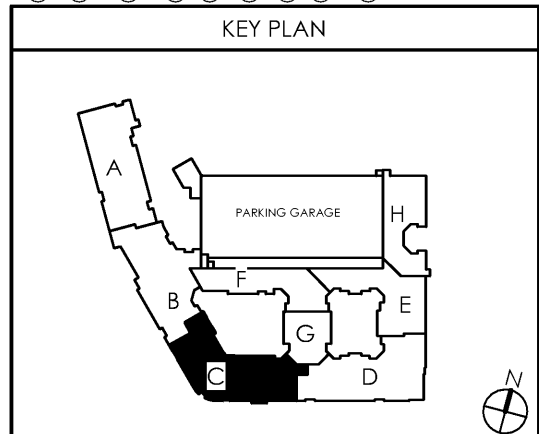
BOTTOM OF FOUNDATION HAS BEEN ADDED AT RETAINING WALLS OR BARRIER ON CLEAN COMPACTED TYPICAL FILL, 95% DENSITY. ELEVATIONS NOT IDENTIFIED, FOUNDATION IS AT GRADE AND SHALL BE BY DETAIL REFERENCED.

FOOTING DESIGN		
MARK	SIZE	REINFORCEMENT
⊠	30" X 30" X 30"	3 #5 EACH WAY
⊞	30" X 30" X 30"	3 #5 EACH WAY
⊡	48" X 48" X 24"	4 #5 EACH WAY
⊢	48" X 48" X 24"	5 #5 EACH WAY
⊣	60" X 60" X 24"	6 #5 EACH WAY

NOTE: ALL TOP OF FOOTING ON SLOPED PORTION OF SLAB TO BE 8" FROM TOP OF SLAB. ALL STEEL FOOTING TO BE MIN. -4" FROM T.O. SLAB.


FOUNDATIONS NOTES									
1	CONCRETE SLAB ON GRADE W/ 10 MIL POLYETHYLENE BARRIER OR CLEAN COMPACTED TYPICAL FILL, 95% DENSITY.	2	RECESSED SLAB FOR CONCRETE PAVEMENT SYSTEM IN SAND BED.	3	PRESSURE TREATED 4x4 COLUMN POST OR (3) 2x4 P.T. STUDS W/ HD-38 HOLD DOWN FOR EXTERIOR WALLS AND BALCONIES ONLY. P.T. COLUMNS AND HOLDDOWNS ARE NOT REQUIRED IN INTERIOR CONDITIONS AT BALCONY AND STAIR.	4	PRESSURE TREATED 4x6 COLUMN POST OR (4) 2x6 P.T. STUDS W/ HD-38 HOLD DOWN FOR EXTERIOR WALLS AND BALCONIES. PRESSURE TREATED COLUMNS ARE NOT REQUIRED IN INTERIOR CONDITIONS. USE CB-66 OR HD-38 CONNECTION AT BASE.	5	6x6x1/2" THICK TUBE STEEL COLUMN - CLUBHOUSE ONLY.

SHEARWALL SCHEDULE							
MARK	APPROX. LENGTH	MATERIALS	FOUNDATION TO 2ND FLOOR	2ND TO 3RD/ 3RD TO 4TH	4TH FLOOR TO ROOF	INTERMEDIATE FASTENER	HOLD DOWNS
SW-1	+/- 20'-0"	7/16" O.S.B. @ EXT. WALLS	8d NAILS @ 3" O.C. @ ALL PANEL EDGES. 675 LB/LF	8d NAILS @ 4" O.C. W/BLOCK @ ALL PANEL EDGES. 425 LB/LF	8d NAILS @ 4" O.C. W/BLOCK @ ALL PANEL EDGES. 425 LB/LF	8d NAILS @ 6" O.C.	1/2" A.B. W/HD-58 @ EA. END
SW-2	+/- 12'-0"		8d NAILS @ 3" O.C. @ ALL PANEL EDGES. 675 LB/LF	8d NAILS @ 4" O.C. W/BLOCK @ ALL PANEL EDGES. 425 LB/LF	8d NAILS @ 4" O.C. W/BLOCK @ ALL PANEL EDGES. 425 LB/LF	8d NAILS @ 6" O.C.	1/2" A.B. W/HD-58 @ EA. END
SW-3	+/- 12'-0"	5/8 GYP. BOARD	NO. 6 BUGLE HEAD DRYWALL SCREWS @ 3" O.C. @ ALL PANEL EDGES. 675 LB/LF	NO. 6 BUGLE HEAD DRYWALL SCREWS @ 4" O.C. @ ALL PANEL EDGES. 425 LB/LF	NO. 6 BUGLE HEAD DRYWALL SCREWS @ 4" O.C. @ ALL PANEL EDGES. 425 LB/LF	NO. 6 DRYWALL SCREWS @ 6" O.C.	1/2" A.B. W/HD-58 @ EA. END
SW-4	+/- 12'-0"		NO. 6 BUGLE HEAD DRYWALL SCREWS @ 3" O.C. @ ALL PANEL EDGES. 675 LB/LF	NO. 6 BUGLE HEAD DRYWALL SCREWS @ 4" O.C. @ ALL PANEL EDGES. 425 LB/LF	NO. 6 BUGLE HEAD DRYWALL SCREWS @ 4" O.C. @ ALL PANEL EDGES. 425 LB/LF	NO. 6 DRYWALL SCREWS @ 6" O.C.	1/2" A.B. W/HD-58 @ EA. END
SW-5	+/- 16'-0"	5/8 GYP. BOARD	NO. 6 BUGLE HEAD DRYWALL SCREWS @ 3" O.C. @ ALL PANEL EDGES. 675 LB/LF	NO. 6 BUGLE HEAD DRYWALL SCREWS @ 4" O.C. @ ALL PANEL EDGES. 425 LB/LF	NO. 6 BUGLE HEAD DRYWALL SCREWS @ 4" O.C. @ ALL PANEL EDGES. 425 LB/LF	NO. 6 DRYWALL SCREWS @ 6" O.C.	1/2" A.B. W/HD-58 @ EA. END
SW-6	+/- 20'-0"		NO. 6 BUGLE HEAD DRYWALL SCREWS @ 3" O.C. @ ALL PANEL EDGES. 675 LB/LF	NO. 6 BUGLE HEAD DRYWALL SCREWS @ 4" O.C. @ ALL PANEL EDGES. 425 LB/LF	NO. 6 BUGLE HEAD DRYWALL SCREWS @ 4" O.C. @ ALL PANEL EDGES. 425 LB/LF	NO. 6 DRYWALL SCREWS @ 6" O.C.	1/2" A.B. W/HD-58 @ EA. END
SW-7	+/- 20'-0"	5/8 GYP. BOARD	NO. 6 BUGLE HEAD DRYWALL SCREWS @ 3" O.C. @ ALL PANEL EDGES. 675 LB/LF	NO. 6 BUGLE HEAD DRYWALL SCREWS @ 4" O.C. @ ALL PANEL EDGES. 425 LB/LF	NO. 6 BUGLE HEAD DRYWALL SCREWS @ 4" O.C. @ ALL PANEL EDGES. 425 LB/LF	NO. 6 DRYWALL SCREWS @ 6" O.C.	1/2" A.B. W/HD-58 @ EA. END



date: 06-04-2019
job no: 3789.15
drawn by: COOL
reviewed by: NHJ
issue history:
Δ Date 7-3-2019

REV 1-07-03-2019
S1.11C



NALIN H. JOSHI, P.E.
4321 MAYWOOD DRIVE
JACKSONVILLE, FL 32277
NALIN@SHREEAOL.COM
(904) 744-6133

Lyric at Norton Commons
Prospect, Kentucky
Bristol Development Group
881 Malloy Station Rd, Suite 204
Franklin, TN 37067

charlan brock associates
architects • planners
1770 fennell street
maitland florida 32751-7208
407.660.8900 f:407.875.9948
www.cbarchitects.com

FOUNDATION PLAN

Charlan Brock & Associates, Inc. hereby reserves all common law copyright and other proprietary rights in these plans, labels, and designs. These labels, designs, and plans are not to be reproduced, changed or copied in any form or manner whatsoever, nor are they to be assigned to any third party, without first obtaining the express written permission from C.B.A., Inc. written dimensions shall have precedence over scale dimensions.