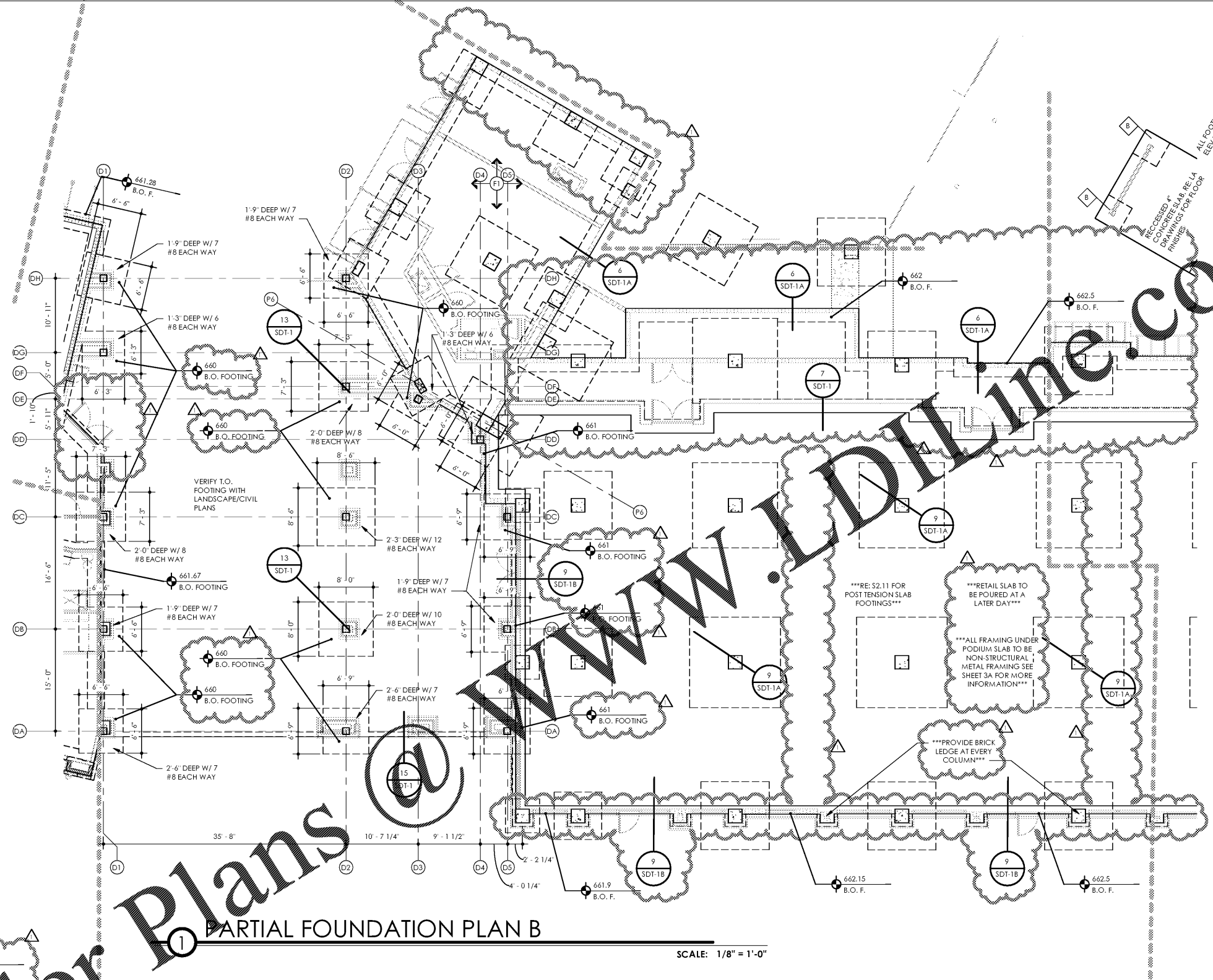


7/2/2019 11:42:10 AM C:\Users\charlan\Documents\3d\Cultural\Staff\3789 - Lyric Commons\3789-STRUC\TRIAL_8138.rvt



BOTTOM OF FOUNDATION HAS BEEN ADDED AT RETAINING WALLS CONDITIONS. FOR ELEVATIONS NOT IDENTIFIED, FOUNDATION IS AT GRADE AND SHALL BE BY DETAIL REFERENCED

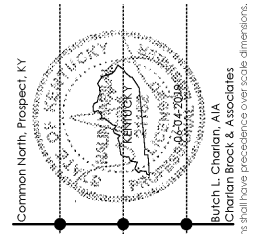
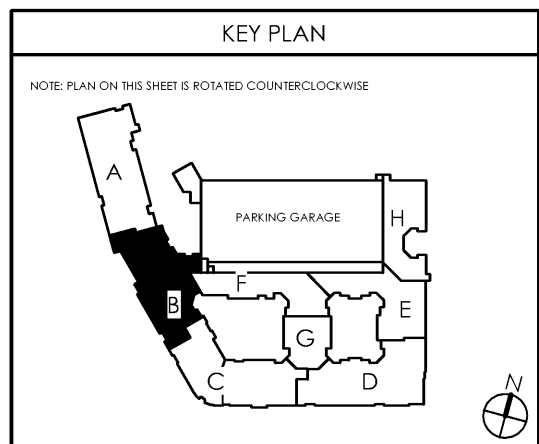
SCALE: 1/8" = 1'-0"

FOOTING DESIGN		
MARK	SIZE	REINFORCEMENT
1	30' X 30' X 30"	3 #5 EACH WAY
2	30' X 30' X 30"	3 #5 EACH WAY
3	48' X 48' X 24"	4 #5 EACH WAY
4	48' X 48' X 24"	5 #5 EACH WAY
5	60' X 60' X 24"	6 #5 EACH WAY

NOTE: ALL TOP OF FOOTING ON SLOPED PORTION OF SLAB TO BE -8" FROM TOP OF SLAB ALL STEEL FOOTING TO BE MIN. -4" FROM T.O. SLAB

FOUNDATIONS NOTES									
1	CONC. FILL TO B ON GRADE W/ 10 MIL FOR BARRIER ON CLEAN COMPACTED TYPICAL FILL, 95% DENSITY	2	RECESSED SLAB FOR CONCRETE PAVER SYSTEM IN SAND BED	3	PRESSURE TREATED 4x4 COLUMN POST OR (3) 2x4 P.T. STUDS W/ HD-38 HOLD DOWN FOR EXTERIOR WALLS AND BALCONIES ONLY. P.T. COLUMNS AND HOLD DOWNS ARE NOT REQUIRED IN INTERIOR CONDITIONS AT BALCONY AND STAIR.	4	PRESSURE TREATED 4x6 COLUMN POST OR (4) 2x6 P.T. STUDS W/ HD-38 HOLD DOWN FOR EXTERIOR WALLS AND BALCONIES. PRESSURE TREATED COLUMNS ARE NOT REQUIRED IN INTERIOR CONDITIONS. USE CB-66 OR HD-38 CONNECTION AT BASE.	5	PRESSURE TREATED 6x6 COLUMN POST OR (4) 2x6 P.T. STUDS W/ HD-38 HOLD DOWN FOR EXTERIOR WALLS AND BALCONIES. PRESSURE TREATED COLUMNS ARE NOT REQUIRED IN INTERIOR CONDITIONS. USE CB-66 OR HD-38 CONNECTION AT BASE.

SHEARWALL SCHEDULE							
MARK	APPROX. LENGTH	MATERIALS	FOUNDATION TO 2ND FLOOR	2ND TO 3RD/ 3RD TO 4TH	4TH FLOOR TO ROOF	INTERMEDIATE FASTENER	HOLD DOWNS
SW-1	+/- 20'-0"	7/16" O.S.B. @ EXT. WALLS	8d NAILS @ 3" O.C. @ ALL PANEL EDGES, 675 LB/LF	8d NAILS @ 4" O.C. W/BLOCK @ ALL PANEL EDGES, 425 LB/LF	8d NAILS @ 4" O.C. W/BLOCK @ ALL PANEL EDGES, 425 LB/LF	8d NAILS @ 6" O.C.	1/2" A.B. W/HD-58 @ EA. END
SW-2	+/- 12'-0"		8d NAILS @ 3" O.C. @ ALL PANEL EDGES, 675 LB/LF	8d NAILS @ 4" O.C. W/BLOCK @ ALL PANEL EDGES, 425 LB/LF	8d NAILS @ 4" O.C. W/BLOCK @ ALL PANEL EDGES, 425 LB/LF	8d NAILS @ 6" O.C.	1/2" A.B. W/HD-58 @ EA. END
SW-3	SW-3		NO. 6 BUGLE HEAD DRYWALL SCREWS @ 3" O.C. @ ALL PANEL EDGES, 675 LB/LF	NO. 6 BUGLE HEAD DRYWALL SCREWS @ 4" O.C. @ ALL PANEL EDGES, 425 LB/LF	NO. 6 BUGLE HEAD DRYWALL SCREWS @ 4" O.C. @ ALL PANEL EDGES, 425 LB/LF	NO. 6 DRYWALL SCREWS @ 6" O.C.	1/2" A.B. W/HD-58 @ EA. END
SW-4	+/- 12'-0"	5/8 GYP. BOARD	NO. 6 BUGLE HEAD DRYWALL SCREWS @ 3" O.C. @ ALL PANEL EDGES, 675 LB/LF	NO. 6 BUGLE HEAD DRYWALL SCREWS @ 4" O.C. @ ALL PANEL EDGES, 425 LB/LF	NO. 6 BUGLE HEAD DRYWALL SCREWS @ 4" O.C. @ ALL PANEL EDGES, 425 LB/LF	NO. 6 DRYWALL SCREWS @ 6" O.C.	1/2" A.B. W/HD-58 @ EA. END
SW-5	+/- 16'-0"		NO. 6 BUGLE HEAD DRYWALL SCREWS @ 3" O.C. @ ALL PANEL EDGES, 675 LB/LF	NO. 6 BUGLE HEAD DRYWALL SCREWS @ 4" O.C. @ ALL PANEL EDGES, 425 LB/LF	NO. 6 BUGLE HEAD DRYWALL SCREWS @ 4" O.C. @ ALL PANEL EDGES, 425 LB/LF	NO. 6 DRYWALL SCREWS @ 6" O.C.	1/2" A.B. W/HD-58 @ EA. END
SW-6	+/- 20'-0"		NO. 6 BUGLE HEAD DRYWALL SCREWS @ 3" O.C. @ ALL PANEL EDGES, 675 LB/LF	NO. 6 BUGLE HEAD DRYWALL SCREWS @ 4" O.C. @ ALL PANEL EDGES, 425 LB/LF	NO. 6 BUGLE HEAD DRYWALL SCREWS @ 4" O.C. @ ALL PANEL EDGES, 425 LB/LF	NO. 6 DRYWALL SCREWS @ 6" O.C.	1/2" A.B. W/HD-58 @ EA. END
SW-7	SW-7		NO. 6 BUGLE HEAD DRYWALL SCREWS @ 3" O.C. @ ALL PANEL EDGES, 675 LB/LF	NO. 6 BUGLE HEAD DRYWALL SCREWS @ 4" O.C. @ ALL PANEL EDGES, 425 LB/LF	NO. 6 BUGLE HEAD DRYWALL SCREWS @ 4" O.C. @ ALL PANEL EDGES, 425 LB/LF	NO. 6 DRYWALL SCREWS @ 6" O.C.	1/2" A.B. W/HD-58 @ EA. END



NALIN H. JOSHI, P.E.
 4321 MAYWOOD DRIVE
 JACKSONVILLE, FL 32277
 NALINJ@SHREE@AOL.COM
 (904) 744-6133

Lyric at Norton Commons
 Prospect, Kentucky
 Bristol Development Group
 881 Malloy Station Rd, Suite 204
 Franklin, TN 37067

charlan • brock associates
 architects • planners
 1770 fennell street
 maitland florida 32751-7208
 407.660.8900 | f:407.875.9948
 www.cbarchitects.com

FOUNDATION PLAN

date: 06-04-2019
 job no: 3789.15
 drawn by: COOL
 reviewed by: NHJ
 issue history:
 Δ Date 1-7-3-2019

REV: 07-03-2019
S1.11B

Charlan, Brock & Associates, Inc. hereby reserves all common law copyright and other proprietary rights in these plans, books, and designs. These books, designs, and plans are not to be reproduced, changed or copied in any form or manner whatsoever, nor are they to be assigned to any third party, without first obtaining the express written permission from C.B.A., Inc. written dimensions shall have precedence over scale dimensions.