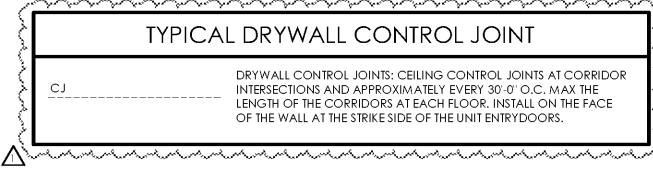


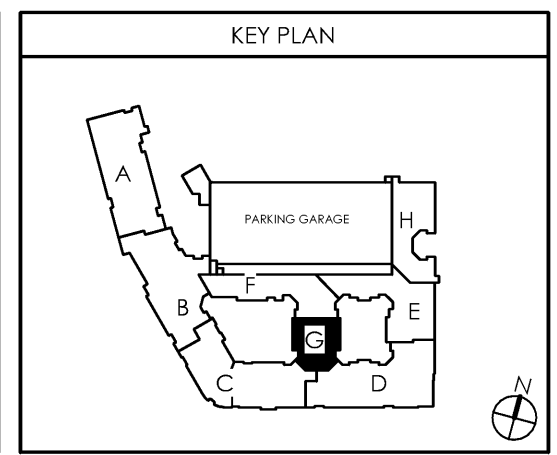
Order Plans @ www.dalinea.com

**1 PARTIAL BUILDING PLAN G - (03) THIRD FLOOR PLAN**

SCALE: 1/8" = 1'-0"



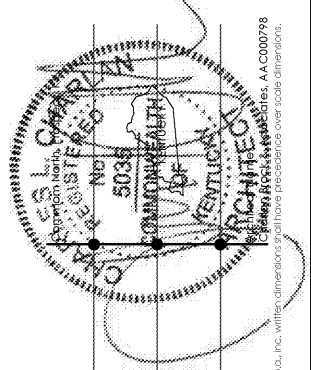
- TYPICAL BUILDING PLAN NOTES**
- 1/8" BUILDING PLAN DIMENSIONS ARE TAKEN FROM CENTERLINE OF TENANT WALLS, FACE OF SHEATHING ON CORRIDOR WALLS, AND FACE OF SHEATHING ON EXTERIOR WALLS. REFER TO 1/4" UNIT PLANS, AND ENLARGED LOCATIONS FOR COMPLETE DIMENSIONS AND NOTES.
  - 1/4" UNIT PLANS ARE LOCATED ON SHEETS A4.01 THROUGH A4.24
  - COMMON USE TENANT AREAS DESIGNED TO COMPLY WITH ANSI 1171.1-2009 FROM POINT OF ACCESS TO UNIT FRONT DOOR. REFER TO SHEET A4.71-A4.73 FOR REQUIREMENTS
  - ALL TENANT WALLS BETWEEN UNITS TO BE 1-HOUR RATED.
  - ALL WALLS BETWEEN UNITS AND COORDINATES TO BE 1-HOUR RATED.
  - TYPICAL ELEVATOR AND STAIR SHAFTS TO BE 2-HOUR RATED.
  - REFER TO A4 SERIES SHEETS AND A5.01 FOR WALL ASSEMBLY INFORMATION.
  - TENANT WALL BETWEEN UNITS AND CLUBHOUSE AREAS TO RECEIVE RESILIENT CHANNELS BETWEEN INTERIOR GYP. AND STUD WALLS.
  - REFER TO A4 SERIES SHEETS AND A5.01 FOR WALL ASSEMBLY INFORMATION.
  - REFER TO A6 SERIES SHEETS FOR STAIR AND ELEVATOR ENLARGED PLANS, SECTIONS AND DETAILS.
  - REFER TO A8 SERIES SHEETS FOR ADDITIONAL INFORMATION ON FIRE RATED ASSEMBLIES.
  - BUILDING TO BE FULLY SPRINKLED WITH NFPA 13 FIRE SUPPRESSION SYSTEM.
  - REFER TO MEP FOR FIRE ALARM, PULL, CONTROL PANELS, SIGNALS, HORN LOCATIONS, AND EXIT SIGNS.
  - REFER TO MEP FOR ELECTRICAL SERVICES, METER BANK LOCATIONS, AND ACCESS DOOR LOCATIONS.
  - BUILDING IS DESIGNED AND SHALL BE CONSTRUCTED TO MEET WIND LOADS AS NOTED ON SHEET A0.03. ALL CONSTRUCTION TO COMPLY WITH THE REQUIREMENTS FOR HURRICANE RESISTANT CONSTRUCTION. REFER TO STRUCTURAL DRAWINGS FOR MORE INFORMATION ON STUD SPACING AND FRAMING CONNECTION INFORMATION.
  - ALL PLUMBING CLEANOUTS LOCATED WITHIN SIDEWALKS AND BREEZEWAYS TO BE FLUSH WITH FINISHED SURFACE (WITHIN 1/8" TOLERANCE)
  - PORCH STAIRS NOT SHOWN IN CONTROL AND ENLARGED BUILDING PLANS. REFER TO SHEET A0.71 FOR STAIR INFORMATION.



date: **06/04/2019**  
 job no: **3789.15**  
 drawn by: **EGR JAC, TQT**  
 reviewed by: **CBA**  
 issue history:  
 Δ Date  
 1 07/03/19

**A1.13G**

7/3/19



**Lyric at Norton Commons**  
 Prospect, Kentucky

**charlan • brock associates**  
 architects • planners

1770 fennell street  
 maitland florida 32751-7208  
 407.660.8900 f:407.875.9948  
 www.cbaarchitects.com

**PARTIAL BUILDING PLAN G - THIRD FLOOR PLAN**