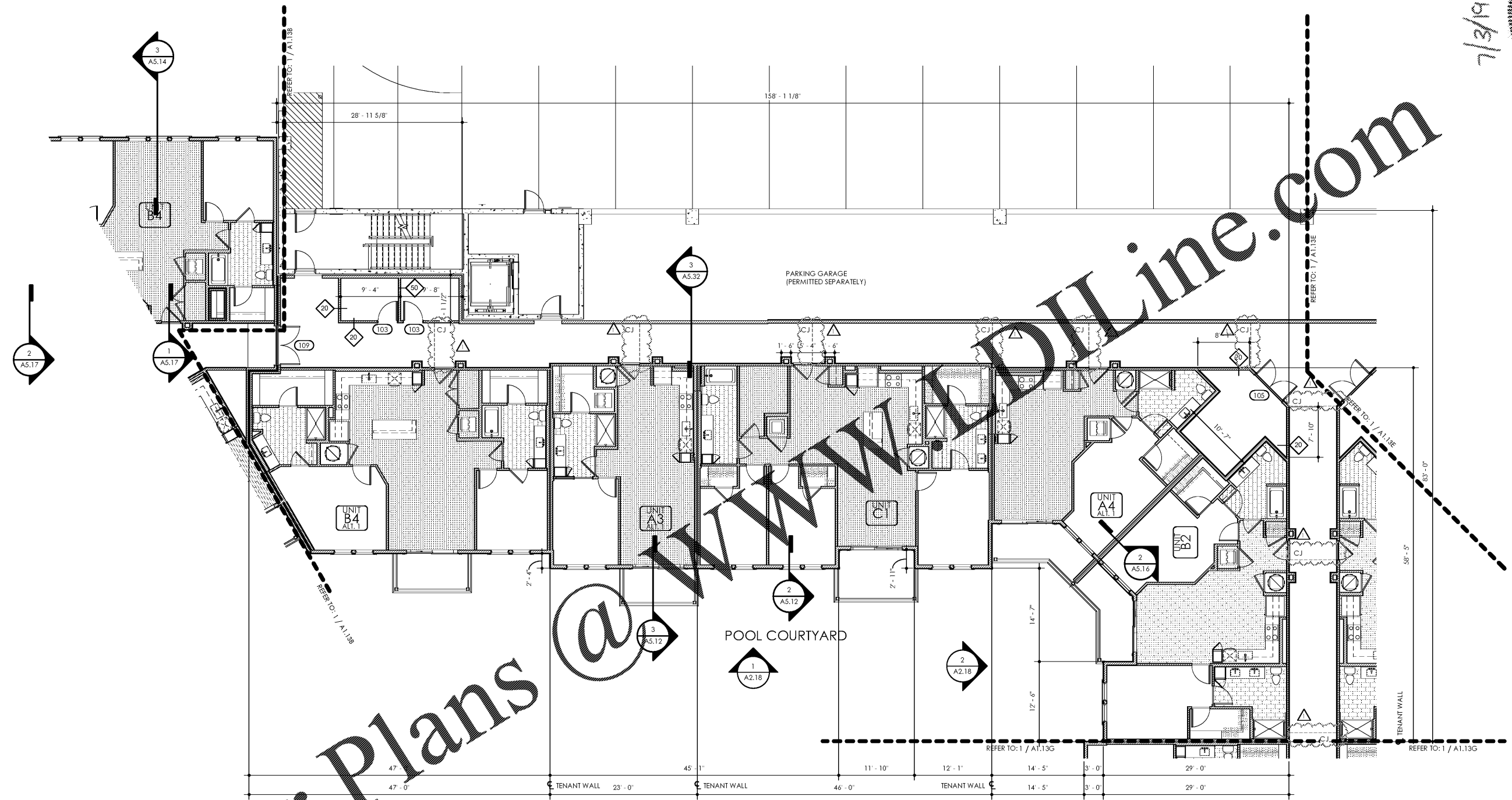

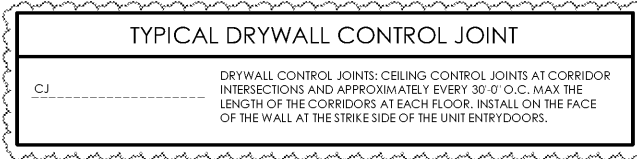


7/3/19

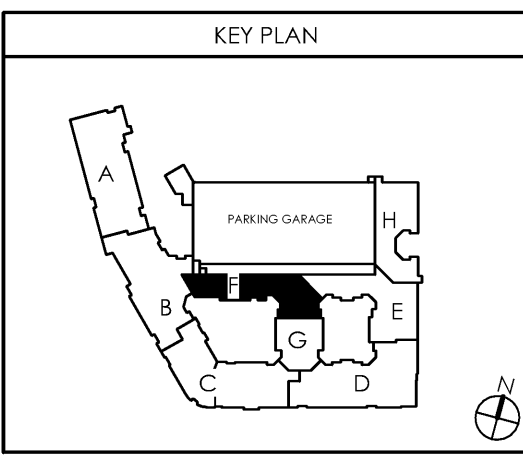


1 PARTIAL BUILDING PLAN F - (03) THIRD FLOOR PLAN



TYPICAL DRYWALL CONTROL JOINT
CJ
DRYWALL CONTROL JOINTS: CEILING CONTROL JOINTS AT CORRIDOR INTERSECTIONS AND APPROXIMATELY EVERY 30'-0" O.C. MAX THE LENGTH OF THE CORRIDORS AT EACH FLOOR. INSTALL ON THE FACE OF THE WALL AT THE STRIKE SIDE OF THE UNIT ENTRY DOORS.

- TYPICAL BUILDING PLAN NOTES**
- 1/8" BUILDING PLAN DIMENSIONS ARE TAKEN FROM CENTERLINE OF TENANT WALLS, FACE OF SHEATHING ON CORRIDOR WALLS, AND FACE OF SHEATHING ON EXTERIOR WALLS. REFER TO 1/4" UNIT PLANS, AND ENLARGED PLANS FOR COMPLETE DIMENSIONS AND NOTES.
 - 1/4" UNIT PLANS ARE LOCATED ON SHEETS A4.01 THROUGH A4.24
 - COMMON USE TENANT AREAS DESIGNED TO COMPLY WITH ANSI 1171.1-2009 FROM POINT OF ACCESS TO UNIT FRONT DOOR. REFER TO SHEET A4.71, A4.73 FOR REQUIREMENTS
 - ALL TENANT WALLS BETWEEN UNITS TO BE 1-HOUR RATED.
 - ALL WALLS BETWEEN UNITS AND COORDINATES TO BE 1-HOUR RATED.
 - TYPICAL ELEVATOR AND STAIR SHAFTS TO BE 2-HOUR RATED.
 - REFER TO A4 SERIES SHEETS AND A5.01 FOR WALL ASSEMBLY INFORMATION.
 - TENANT WALL BETWEEN UNITS AND CLUBHOUSE AREAS TO RECEIVE RESILIENT CHANNELS BETWEEN INTERIOR GYP. AND STUD WALLS.
 - REFER TO A4 SERIES SHEETS AND A5.01 FOR WALL ASSEMBLY INFORMATION.
 - REFER TO A6 SERIES SHEETS FOR STAIR AND ELEVATOR ENLARGED PLANS, SECTIONS AND DETAILS.
 - REFER TO A8 SERIES SHEETS FOR ADDITIONAL INFORMATION ON FIRE RATED ASSEMBLIES.
 - BUILDING TO BE FULLY SPRINKLED WITH NFPA 13 FIRE SUPPRESSION SYSTEM.
 - REFER TO MEP FOR FIRE ALARM, PULL, CONTROL PANELS, SIGNALS, HORN LOCATIONS, AND EXIT SIGNS.
 - REFER TO MEP FOR ELECTRICAL SERVICES, METER BANK LOCATIONS, AND ACCESS DOOR LOCATIONS.
 - BUILDING IS DESIGNED AND SHALL BE CONSTRUCTED TO MEET WIND LOADS AS NOTED ON SHEET A0.03. ALL CONSTRUCTION TO COMPLY WITH THE REQUIREMENTS FOR HURRICANE RESISTANT CONSTRUCTION. REFER TO STRUCTURAL DRAWINGS FOR MORE INFORMATION ON STUD SPACING AND FRAMING CONNECTION INFORMATION.
 - ALL PLUMBING CLEANOUTS LOCATED WITHIN SIDEWALKS AND BREEZEWAYS TO BE FLUSH WITH FINISHED SURFACE (WITHIN 1/8" TOLERANCE)
 - PORCH STAIRS NOT SHOWN IN CONTROL AND ENLARGED BUILDING PLANS. REFER TO SHEET A0.71 FOR STAIR INFORMATION.



Lyric at Norton Commons
Prospect, Kentucky

charlan • brock
associates
architects • planners
1770 fennell street
maitland florida 32751-7208
407.660.8900 f:407.875.9948
www.cbarchitects.com

PARTIAL BUILDING PLAN F - THIRD FLOOR PLAN

date: 06/04/2019
job no: 3789.15
drawn by: EGR JAC, TQT
reviewed by: CBA
issue history:
Date: 07/03/19

A1.13F

Order Plans @ charlan@nwdieline.com