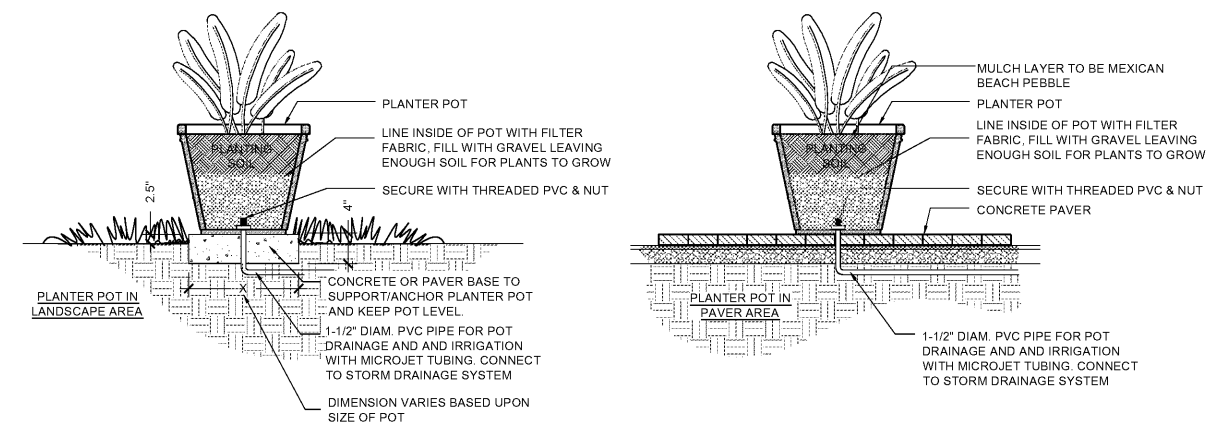



Date:	06/04/19
Drawn by:	PC
Reviewed by:	RC/JW
Job Number:	21889.1
Revision:	Date:

NOTE:
 1.) QUANTITIES SHOWN ON SITE FURNISHINGS/PAVING SCHEDULES ARE FOR CONVENIENCE ONLY. CONTRACTOR IS RESPONSIBLE FOR ALL ITEMS/MATERIALS SHOWN ON PLANS. IF DISCREPANCIES ARISE BETWEEN THE SCHEDULES AND THE PLANS, THE PLANS ARE TO OVERRIDE THE SCHEDULES IN ALL CASES.
 2.) CONTRACTOR MUST SUBMIT SAMPLES AND / OR OBTAIN SHOP DRAWING APPROVAL FOR ALL SITE FURNISHINGS, MATERIALS AND FINISHES.
 3.) SELECTED COLORS/FINISHES VARY FROM IMAGES SHOWN

PLANTER POT SCHEDULE					
SYMBOL	ITEM	MODEL NO. OR DESCRIPTION	MANUFACTURER	COLOR(S)	COMMENTS
A	PLANTER POT	MODEL: CLASSIC LARGE 48"Ø X 30" HT.	SLICK ROCK LANDSCAPE ELEMENTS WWW.SLICKROCKCONCRETE.COM	TBD	CONTRACTOR TO COORDINATE COLOR SELECTIONS AND LOCATIONS PRIOR TO ORDERING AND INSTALLATION
B	PLANTER POT	MODEL: CLASSIC MEDIUM 36"Ø X 22" HT.	SLICK ROCK LANDSCAPE ELEMENTS WWW.SLICKROCKCONCRETE.COM	TBD	CONTRACTOR TO COORDINATE COLOR SELECTIONS AND LOCATIONS PRIOR TO ORDERING AND INSTALLATION
C	PLANTER POT	MODEL: CLASSIC SMALL BOWL 12"Ø X 24" HT.	SLICK ROCK LANDSCAPE ELEMENTS WWW.SLICKROCKCONCRETE.COM	TBD	CONTRACTOR TO COORDINATE COLOR SELECTIONS AND LOCATIONS PRIOR TO ORDERING AND INSTALLATION
D	PLANTER POT	MODEL: CLASSIC CATCH 42"Ø X 12" HT.	SLICK ROCK LANDSCAPE ELEMENTS WWW.SLICKROCKCONCRETE.COM	TBD	CONTRACTOR TO COORDINATE COLOR SELECTIONS AND LOCATIONS PRIOR TO ORDERING AND INSTALLATION
E	PLANTER POT	MODEL: WAVE LARGE 48"Ø X 30" HT.	SLICK ROCK LANDSCAPE ELEMENTS WWW.SLICKROCKCONCRETE.COM	TBD	CONTRACTOR TO COORDINATE COLOR SELECTIONS AND LOCATIONS PRIOR TO ORDERING AND INSTALLATION
F	PLANTER POT	MODEL: WALL TALL 36"Ø X 38" HT.	SLICK ROCK LANDSCAPE ELEMENTS WWW.SLICKROCKCONCRETE.COM	TBD	CONTRACTOR TO COORDINATE COLOR SELECTIONS AND LOCATIONS PRIOR TO ORDERING AND INSTALLATION



01 PLANTER POT IRRIGATION/DRAINAGE
 LA3.20 SCALE: 1/2"=1'-0"

Order Plans @ WWW.LDLINE.COM

LYRIC AT NORTON COMMONS
 Prospect, Kentucky


Bristol Development Group
 380 Mallory Station Rd., #304, Franklin, TN 37064



DIX.HITE
 + PARTNERS
 150 W. JESSUP AVENUE
 LONGWOOD, FLORIDA 32750
 TEL 407.467.1777

90% HARDSCAPE PLANS

PLANTER POT SCHEDULE AND DETAILS



Sheet Number:
 LA3.20