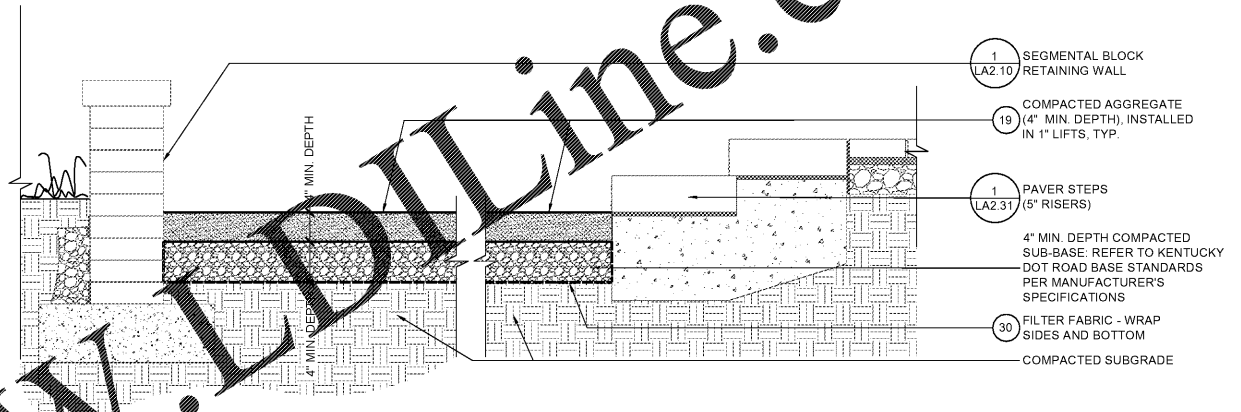
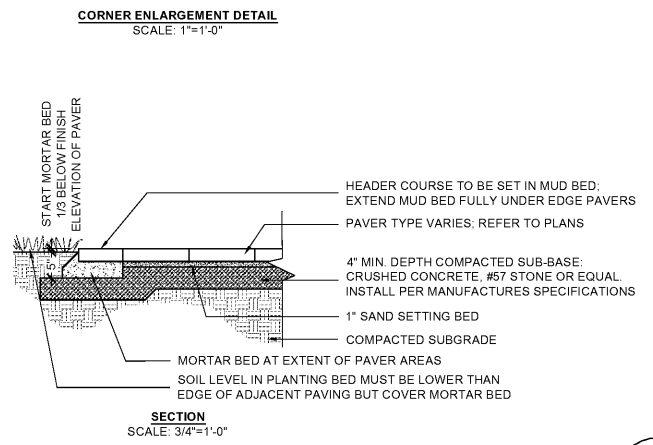
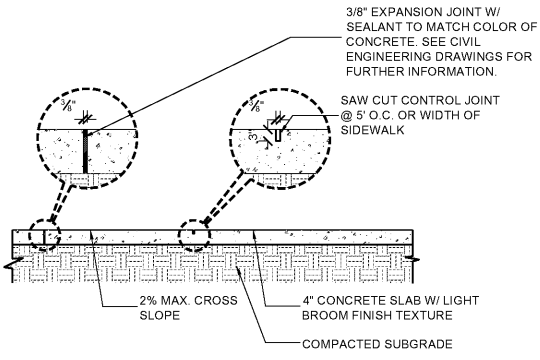
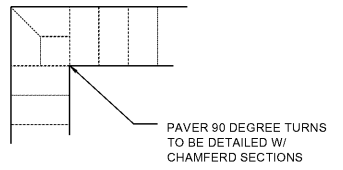
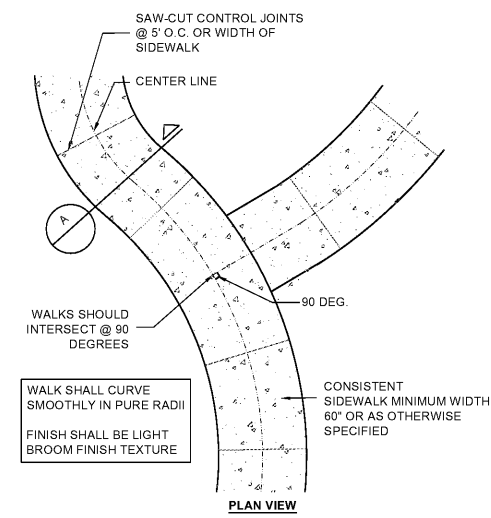


Date:	06/04/19
Drawn by:	PC
Reviewed by:	RC/JW
Job Number:	21889.1
Revision:	Date:

SYMBOL LEGEND	
(B)	PLANTER POT SCHEDULE REFERENCE, SEE SHEET LA3.20
(1)	PAVING / MATERIALS SCHEDULE REFERENCE, SEE SHEET LA3.00
(A)	SITE FURNISHINGS SCHEDULE REFERENCE, SEE SHEET LA3.10

NOTE: ALL INFORMATION SHOWN IS FOR DESIGN INTENT / MATERIALITY PURPOSES ONLY. REFER TO CIVIL, STRUCTURAL, AND POOL ENGINEERING DRAWINGS FOR ADDITIONAL DETAILS.

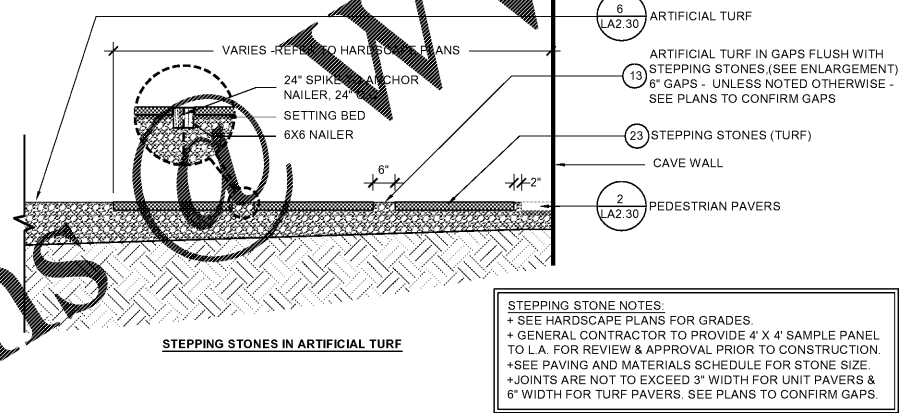
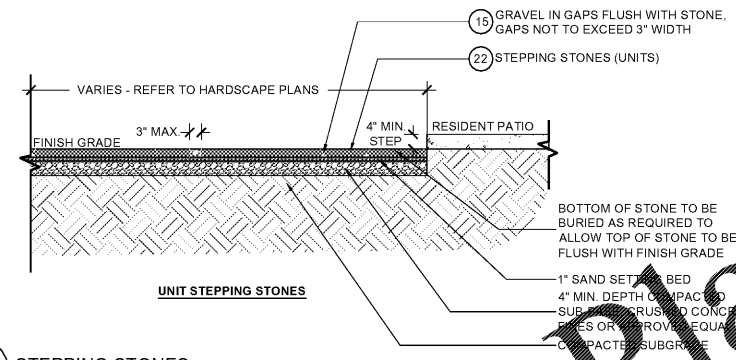
FABRICATION NOTES:  
 • ALL DIMENSIONS TO BE FIELD VERIFIED PRIOR TO FABRICATION.  
 • CONTRACTOR TO SUBMIT SHOP DRAWINGS AND SAMPLES, INCLUDING LAYING OUT, TO LANDSCAPE ARCHITECT FOR REVIEW AND APPROVAL PRIOR TO FABRICATION.  
 • INFORMATION SHOWN FOR DESIGN INTENT PURPOSES ONLY. REFER TO CIVIL, STRUCTURAL AND POOL ENGINEERING DRAWINGS FOR ADDITIONAL SPECIFICATIONS, DETAILS AND MEMBER SIZES.



01 CONCRETE WALK  
LA2.30 SCALE: 1/2"=1'-0"

02 PEDESTRIAN PAVERS  
LA2.30 SCALE: NOTED

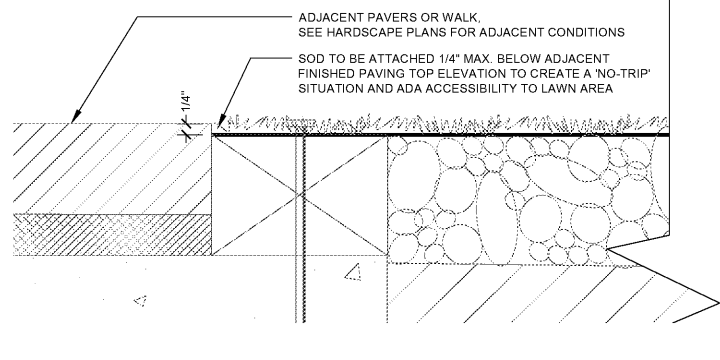
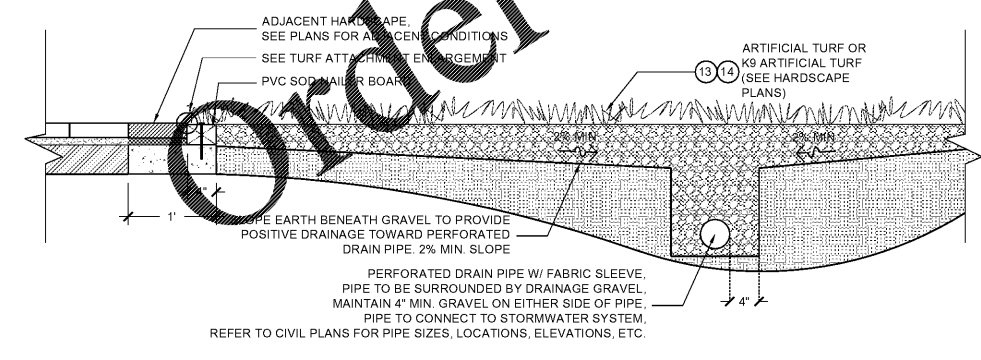
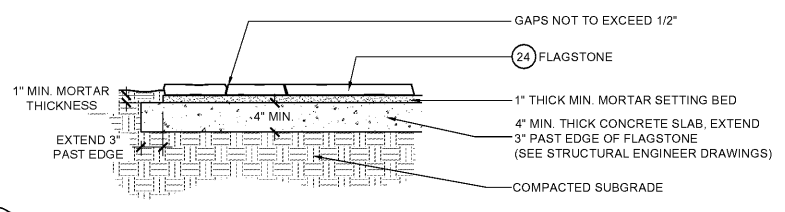
03 COMPACTED AGGREGATE  
LA2.30 SCALE: 1/2"=1'-0"



STEPPING STONE NOTES:  
 + SEE HARDSCAPE PLANS FOR GRADES.  
 + GENERAL CONTRACTOR TO PROVIDE 4' X 4' SAMPLE PANEL TO L.A. FOR REVIEW & APPROVAL PRIOR TO CONSTRUCTION.  
 + SEE PAVING AND MATERIALS SCHEDULE FOR STONE SIZE.  
 + JOINTS ARE NOT TO EXCEED 3" WIDTH FOR UNIT PAVERS & 6" WIDTH FOR TURF PAVERS. SEE PLANS TO CONFIRM GAPS.

04 STEPPING STONES  
LA2.30 SCALE: 1/2"=1'-0"

05 FLAGSTONE PAVING  
LA2.30 SCALE: 1/2"=1'-0"



TURF ATTACHMENT ENLARGEMENT  
SCALE: 6" = 1'-0"

06 ARTIFICIAL TURF  
LA2.30 SCALE: 1"=1'-0"

LYRIC AT NORTON COMMONS  
Prospect, Kentucky

Bristol Development Group  
380 Mallory Station Rd., #304, Franklin, TN 37064

DIX.HITE  
+ PARTNERS  
150 W. JESSUP AVENUE  
LONGWOOD, FLORIDA 32750  
TEL 407.467.1177

90% HARDSCAPE PLANS

PAVING DETAILS



Sheet Number:  
LA2.30