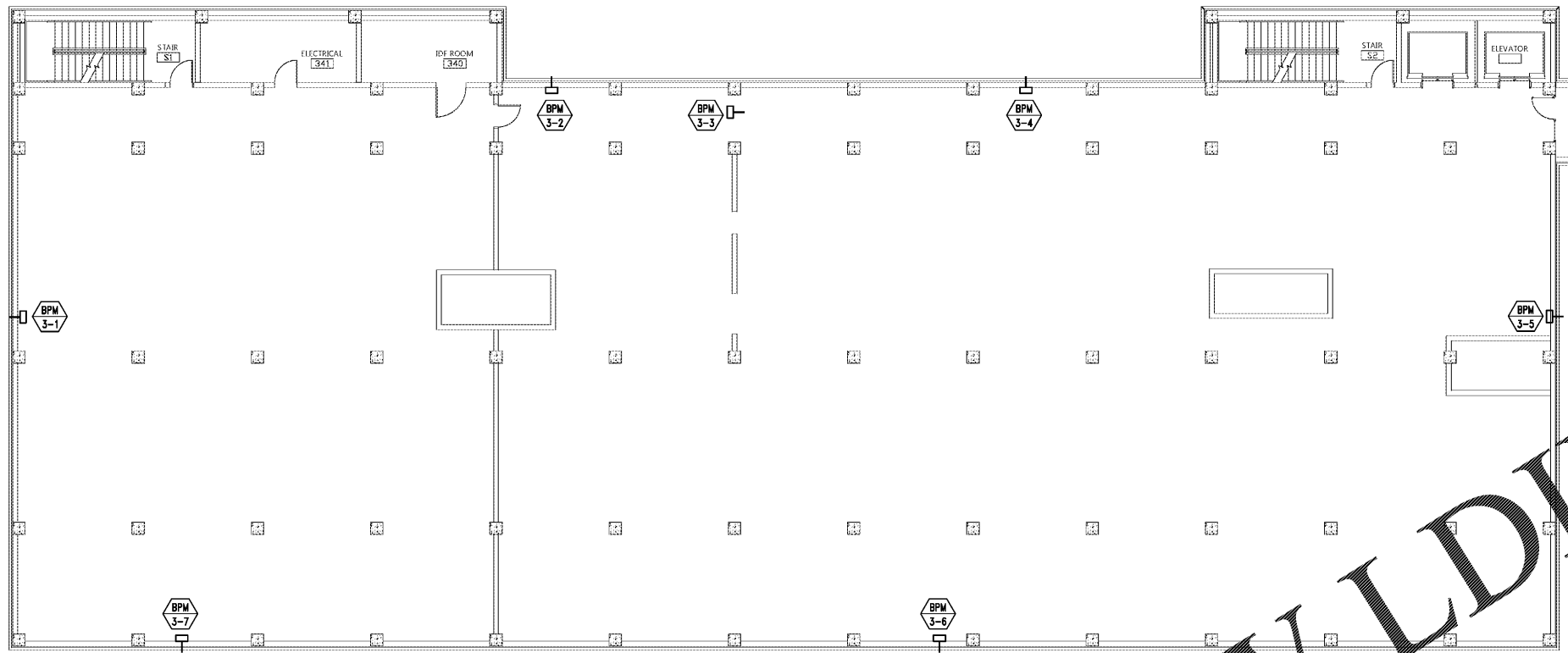


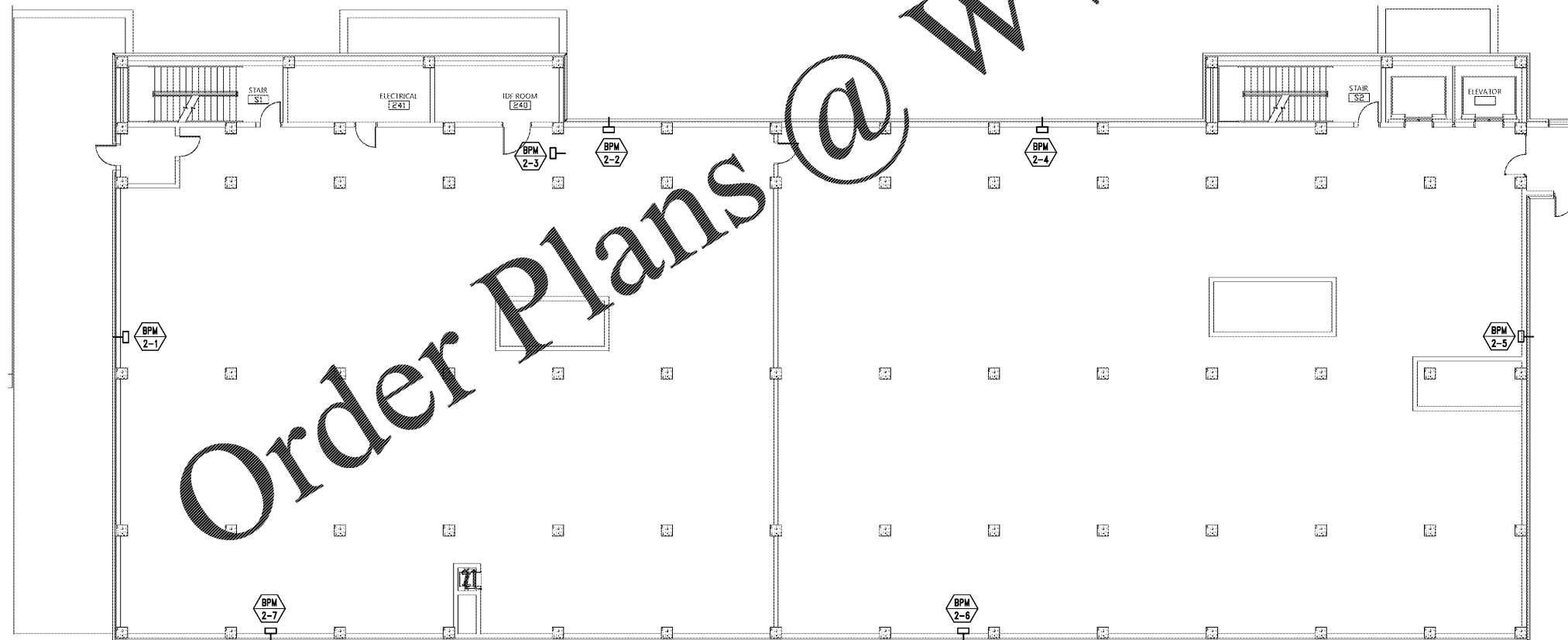
NOTE:
ALL CONDUITS/CIRCUITRY SHALL BE CONCEALED IN THE CONCRETE SLABS. BEHIND WALLS, OR IN CHASES.

GENERAL NOTES:

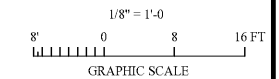
1. COORDINATE WITH MECHANICAL/PLUMBING DRAWINGS FOR EXACT LOCATIONS OF EQUIPMENT.
2. MOUNT EXTERIOR DISCONNECTS ON EXTERIOR WALLS AT LEAST 18" FROM WINDOWS. LOCATIONS OF DISCONNECTS AND EQUIPMENT ARE SHOWN FOR DRAWING CLARITY PURPOSES ONLY.
3. COORDINATE WITH MECHANICAL/PLUMBING CONTRACTORS TO INSURE OVERCURRENT PROTECTION DEVICES FOR THEIR EQUIPMENT IS SIZED PER MANUFACTURER'S RECOMMENDATIONS. ENGINEER'S OVERCURRENT PROTECTION ACCORDING TO MECHANICAL/PLUMBING DRAWINGS AND SPECIFICATIONS. ACTUAL EQUIPMENT SUPPLIED MAY DIFFER. ELECTRICAL CONTRACTOR SHALL WORK WITH OTHER TRADE DISCIPLINES TO INSURE ANY CHANGES WILL BE INSTALLED CORRECTLY AT THE COST OF THE PERSON MAKING THE CHANGES.
4. ALL FLEXIBLE CONNECT TO HVAC UNITS SHALL BE RUN PARALLEL TO HARD SURFACE AND STRAPPED AT LEAST EVERY 2'.
5. CONTRACTOR SHALL PROVIDE CONDUIT FOR MECHANICAL CONTROLS. COORDINATE EXACT LOCATIONS WITH MECHANICAL CONTRACTOR PRIOR TO ROUGH-IN.
6. ALL DISCONNECTS TO HAVE NAMEPLATE AS SHOWN IN DETAIL (SEE SHEET E3.4, NO EXCEPTIONS).
7. PROVIDE DEDICATED NEUTRALS FOR EACH MULTIWIRE HOMERUN PER NEC.
8. COORDINATE WITH GENERAL EQUIPMENT SCHEDULES (SEE SHEET E3.8 FOR CIRCUITRY OF ALL EQUIPMENT TAGGED ON THIS SHEET).
9. SEE DETAIL (1) SHEET E3.8 FOR MECHANICAL GUY CONNECTION DETAIL.
10. PROVIDE DEDICATED NEUTRALS FOR EACH MULTIWIRE HOMERUN PER NEC.



1 THIRD FLOOR PLAN - MECHANICAL POWER
SCALE: 1/8"=1'-0"



1 SECOND FLOOR PLAN - MECHANICAL POWER
SCALE: 1/8"=1'-0"



Gunn & Associates, P.C.
Consulting Engineers
3102 Highway 14
Montgomery, AL 36104
500 Southland Drive Suite 250
Hoover, AL 35226
Tel: 334.285.1273
GAM18-192

CIP-2017-001
UPGRADES TO THE MOBILE COUNTY METRO JAIL
FOR THE MOBILE COUNTY COMMISSION
MOBILE, ALABAMA



DRAWN	J.C.T.	CHECK	K.A.S.
DATE	April 2, 2019	RTA	
REVISED			
REVISED			


SHEET TITLE
2ND & 3RD FLOOR
PLANS - MECHANICAL
POWER

COR NO.
PH&J 1801-GV

SEQUENCE
NO. 150 OF 175

E3.6

© PH&J ARCHITECTS, INC.
ALL RIGHTS RESERVED



architects inc.
Montgomery, Alabama

Order Plans @ WWW.LDILine.com