

ADDITION TO THE MOBILE COUNTY METRO JAIL

450 SAINT EMANUEL STREET
MOBILE, ALABAMA, 36603

MOBILE COUNTY PROJECT NUMBER: CIP-2017-001
UPGRADES TO THE MOBILE METRO JAIL FOR THE
MOBILE COUNTY COMMISSION

architects inc.
Montgomery, Alabama



architects inc.

JADE CONSULTING, LLC

BLACKBURN, DANIELS, O'BARR INC.

ZGOUVAS, EIRING & ASSOCIATES CONSULTING ENGINEERS

GUNN & ASSOCIATE, P.C.

ARCHITECTS

CIVIL ENGINEERS

STRUCTURAL ENGINEERS

FIRE PROTECTION and MECHANICAL ENGINEERS

ELECTRICAL ENGINEERS

DRAWING SEQ. # DRAWING TITLE

T1.1 1 TITLE, INDEX OF DRAWINGS AND VICINITY MAP

CIVIL

C1.0	2	EXISTING CONDITIONS
C2.0	3	DEMOLITION PLAN
C2.1	4	DEMOLITION PLAN
C2.2	5	DEMOLITION PLAN BID ALT 1
C3.0	6	OVERALL SITE PLAN
C4.0	7	SITE PLAN
C4.1	8	SITE PLAN
C4.2	9	SITE PLAN BID ALT 1
C4.3	10	SITE PLAN BID ALT 1
C5.0	11	GEOMETRIC LAYOUT & UTILITY PLAN
C5.1	12	GEOMETRIC LAYOUT & UTILITY PLAN
C6.0	13	GRADING PLAN
C6.1	14	GRADING PLAN
C6.2	15	GRADING PLAN BID ALT 1
C6.3	16	GRADING PLAN BID ALT 1
C7.0	17	DRAINAGE PLAN
C7.1	18	STORM NETWORK PROFILES
C8.0	19	CIVIL CONSTRUCTION NOTES
C9.0	20	CIVIL CONSTRUCTION DETAILS
C9.1	21	CIVIL CONSTRUCTION DETAILS
C9.2	22	CIVIL CONSTRUCTION DETAILS
C9.3	23	CIVIL CONSTRUCTION DETAILS
C9.4	24	CIVIL CONSTRUCTION DETAILS
C10.0	25	EROSION CONTROL PLAN
C10.1	26	EROSION CONTROL PLAN
C10.2	27	EROSION CONTROL PLAN
C10.3	28	EROSION CONTROL PLAN BID ALT 1
C10.4	29	EROSION CONTROL PLAN BID ALT 1
C10.5	30	EROSION CONTROL PLAN BID ALT 1
C11.0	31	EROSION CONTROL DETAILS

LIFE SAFETY

LS1.1	32	FIRST FLOOR LIFE SAFETY PLAN
LS1.2	33	SECOND AND THIRD FLOOR LIFE SAFETY PLAN AND CODE STUDY

ARCHITECTURAL

A0.1	34	ADA STANDARDS
A1.1	35	ARCHITECTURAL SITE PLAN
A1.2	36	ARCHITECTURAL SITE PLAN DETAILS
A1.3	37	SITE SECTIONS AND DETAILS
A1.4	38	CRAWL SPACE PLAN
A2.0	39	SALLY PORT PLAN - BASE BID AND LARGE SCALE DEMO PLAN
A2.1	40	1ST FLOOR PLAN - BASE BID AND ALTERNATE
A2.2	41	2ND FLOOR PLAN - ALTERNATE 1
A2.3	42	3RD FLOOR PLAN - ALTERNATE 2
A2.4	43	DEMOLITION, RENOVATION, AND REFLECTED CEILING ADMINISTRATION PLANS
A3.0	44	REFLECTED CEILING PLAN - SALLY PORT
A3.1	45	REFLECTED CEILING PLAN AND DETAILS INCLUDING ALTERNATES
A3.2	46	REFLECTED CEILING PLAN - SECOND FLOOR ALTERNATE 2
A3.3	47	3rd FLOOR REFLECTED CEILING PLAN - ALTERNATE 3
A4.1	48	ROOF PLAN AND DETAILS - BASE BID & ALTERNATE 1
A4.2	49	ROOF PLAN and DETAILS - ALTERNATE 2 & 3
A4.3	50	DETAILS
A5.1	51	EXTERIOR ELEVATIONS - BASE BID
A5.2	52	EXTERIOR ELEVATIONS - BASE BID
A5.3	53	EXTERIOR ELEVATIONS - BASE BID - ALTERNATE 1
A5.4	54	EXTERIOR ELEVATIONS - BASE BID - ALTERNATES 1 & 2
A5.5	55	EXTERIOR ELEVATIONS - BASE BID - ALTERNATE 2
A6.1	56	BUILDING SECTIONS - BASE BID - ALTERNATE 1
A6.2	57	BUILDING SECTIONS - BASE BID - ALTERNATE 2
A6.3	58	BUILDING SECTIONS - BASE BID - ALTERNATE 2 + ALTERNATE 3
A6.4	59	WALL SECTIONS and DETAILS
A6.5	60	WALL SECTIONS and DETAILS
A6.6	61	DETAILS
A6.7	62	DETAILS
A7.1	63	INTERIOR ELEVATIONS
A7.2	64	ENLARGED PLANS AND INTERIOR ELEVATIONS
A8.1	65	STAIR AND ELEVATOR ENLARGED PLANS
A8.2	66	STAIR ENCLOSURE and ELEVATOR SECTION AND DETAILS
A8.3	67	STAIR ENCLOSURE SECTION and DETAILS
A9.0	68	DETENTION EQUIPMENT SALLY PORT PLAN - BASE BID
A9.1	69	DETENTION EQUIPMENT 1ST FLOOR PLAN - BASE BID
A9.2	70	DETENTION EQUIPMENT 2ND FLOOR PLAN - ALTERNATE 1
A9.3	71	DETENTION EQUIPMENT 3RD FLOOR PLAN - ALTERNATE 2
A9.4	72	SITE PLAN - SECURITY CAMERA LAYOUT
A9.5	73	SITE PLAN - SECURITY CAMERA LAYOUT (2)
A9.6	74	CAMERA LAYOUT- EXISTING BUILDINGS - ALTERNATE #2 AND #3
A9.7	75	CAMERA LAYOUT- SALLY PORT PLAN - BASE BID
A9.8	76	CAMERA LAYOUT- 1st FLOOR PLAN - BASE BID
A9.9	77	CAMERA LAYOUT- 2nd FLOOR PLAN - ALTERNATE 2
A9.10	78	CAMERA LAYOUT- 3rd FLOOR PLAN - ALTERNATE 3

STRUCTURAL

S0.1	79	GENERAL NOTES AND LISTEL SCHEDULE
S0.2	80	TYPICAL DETAILS
S1.0	81	FOUNDATION, FLOOR AND ROOF FRAMING PLAN - SALLY PORT
S1.1	82	FOUNDATION PLAN - MAIN BUILDING - BASE BID
S1.2	83	FOUNDATION - MAIN BUILDING - ALTERNATE 2 & 3
S1.3	84	FIRST FLOOR FRAMING PLAN - BASE BID
S1.4	85	FIRST FLOOR FRAMING PLAN - ALTERNATE 2 & 3
S1.5	86	SECOND FLOOR FRAMING PLAN - ALTERNATE 2
S1.6	87	THIRD FLOOR FRAMING PLAN - ALTERNATE 3
S1.7	88	ROOF FRAMING PLAN - BASE BID
S1.8	89	ROOF FRAMING PLAN - ALTERNATE 2 & 3
S1.9	90	NEW RAMP FOUNDATION PLANS
S2.0	91	SECTIONS AND DETAILS
S2.1	92	SECTIONS AND DETAILS
S2.2	93	SECTIONS AND DETAILS
S2.3	94	SECTIONS AND DETAILS
S2.4	95	SECTIONS AND DETAILS
S2.5	96	SECTIONS AND DETAILS
S2.6	97	CONCRETE COLUMN & PIPE CAP SCHEDULES
S3.2	98	CONCRETE BEAM SCHEDULES

FIRE PROTECTION

FP1.0	99	FIRE PROTECTION DETAIL AND NOTES
FP2.1.1	100	1st FLOOR - BASE BID FIRE PROTECTION
FP2.1.2	101	1st FLOOR - BASE BID FIRE PROTECTION - EXISTING BUILDING
FP2.1.1A	102	FIRST FLOOR ALTERNATE FIRE PROTECTION #2
FP2.2	103	2nd FLOOR - ALTERNATE FIRE PROTECTION #2
FP2.3	104	3rd FLOOR - ALTERNATE FIRE PROTECTION #3

PLUMBING

P1	105	PLUMBING SCHEDULE
P2	106	PLBG RISERS
P3	107	FIRST FLOOR PLAN - NON-PRESSURE PIPING PLAN - BASE BID
P4	108	ALTERNATE #2 2nd FLOOR PLAN - NON PRESSURE PIPING
P5	109	FIRST FLOOR PLAN - PRESSURE PIPING - BASE BID
P6	110	ALTERNATE #2 - PRESSURE PIPING
P7	111	BASE BID ROOF PLAN - NON-PRESSURE PIPING
P8	112	ALTERNATE ROOF PLAN - NON-PRESSURE PIPING
P9	113	BASE BID PLUMBING ROOF PLAN - PRESSURE PIPING
P10	114	ALTERNATE #2 PLUMBING ROOF PLAN - PRESSURE PIPING
P11	115	ALTERNATE #3 PLUMBING ROOF PLAN - PRESSURE PIPING

MECHANICAL

M1	116	FIRST FLOOR HVAC PLAN - BASE BID
M2	117	2nd FLOOR - HVAC PLAN - ALTERNATE #2 & PARTIAL HVAC FLOOR PLAN - EXISTING BUILDING
M3	118	3rd FLOOR - HVAC PLAN - ALTERNATE #3
M4	119	HVAC ROOF PLAN - BASE BID
M5	120	HVAC ROOF PLAN - ALTERNATE 2
M6	121	HVAC ROOF PLAN - ALTERNATE 3
M7	122	HVAC SCHEDULES
M8	123	HVAC SCHEDULES AND DETAILS
M9	124	HVAC DETAILS
M10	125	HVAC O.A. CALCULATIONS
M11	126	HVAC CONTROLS
M12	127	HVAC CONTROLS
M13	128	HVAC CONTROLS
M14	129	HVAC CONTROLS

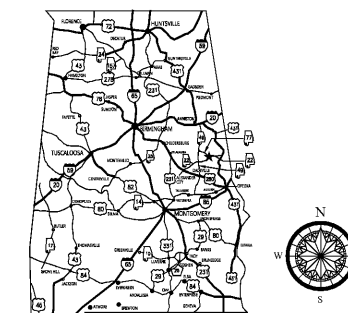
SMOKE CONTROL

SC1.0	130	SMOKE CONTROL SCHEDULES
SC2.1	131	FIRST FLOOR - SMOKE CONTROL
SC2.2	132	SECOND FLOOR - SMOKE CONTROL
SC2.3	133	THIRD FLOOR - SMOKE CONTROL
SC2.4	134	ROOF PLAN - BASE BID - SMOKE CONTROL
SC2.4A	135	ROOF PLAN - 2nd FLOOR ALTERNATE - SMOKE CONTROL
SC2.4B	136	ROOF PLAN - 3rd FLOOR ALTERNATE - SMOKE CONTROL

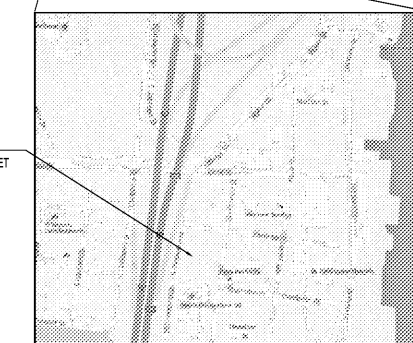
ELECTRICAL

E0.1	137	ELECTRICAL LEGEND
E1.1	138	SITE PLAN - ELECTRICAL
E2.0	139	SALLY PORT - 1ST FLOOR PLAN - BASE BID - LIGHTING
E2.1	140	SALLY PORT - 1ST FLOOR PLAN - BASE BID LIGHTING
E2.2	141	2ND FLOOR PLAN - ALTERNATE - LIGHTING
E2.3	142	3RD FLOOR PLAN - ALTERNATE - LIGHTING
E2.4	143	SECOND FLOOR ADMINISTRATION - ELECTRICAL
E3.0	144	SALLY PORT - 1ST FLOOR PLAN - BASE BID - POWER
E3.1	145	SALLY PORT - 1ST FLOOR PLAN - BASE BID - POWER
E3.2	146	2ND FLOOR PLAN - ALTERNATE - POWER
E3.3	147	3RD FLOOR PLAN - ALTERNATE - POWER
E3.4	148	SALLY PORT - 1ST FLOOR PLAN - BASE BID - MECHANICAL POWER
E3.5	149	SALLY PORT - 1ST FLOOR PLAN - BASE BID - MECHANICAL POWER
E3.6	150	2ND & 3RD FLOOR PLANS - MECHANICAL POWER
E3.7	151	ROOF FLOOR PLAN - MECHANICAL POWER
E3.8	152	GENERAL EQUIPMENT SCHEDULE
E4.0	153	SALLY PORT - 1ST FLOOR PLAN - BASE BID - AUXILIARY
E4.1	154	SALLY PORT - 1ST FLOOR PLAN - BASE BID - AUXILIARY
E4.2	155	2ND & 3RD FLOOR PLAN - ALTERNATE - AUXILIARY
E4.3	156	ROOF PLAN - LIGHTING PROTECTION
E5.0	157	SALLY PORT - 1ST FLOOR PLAN - BASE BID - SECURITY
E5.1	158	SALLY PORT - 1ST FLOOR PLAN - BASE BID - SECURITY
E5.2	159	2ND FLOOR PLAN - ALTERNATE - SECURITY
E5.3	160	3RD FLOOR PLAN - ALTERNATE - SECURITY
E5.4	161	SITE PLAN PART "A" - SECURITY
E5.5	162	SITE PLAN PART "B" - SECURITY
E5.6	163	EXISTING BUILDINGS MEZZANINE - SECURITY
E5.7	164	SALLY PORT - 1ST FLOOR PLAN - BASE BID - SECURITY
E5.8	165	SALLY PORT - 1ST FLOOR PLAN - BASE BID - SECURITY
E5.9	166	2ND FLOOR PLAN - ALTERNATE - SECURITY
E5.10	167	3RD FLOOR PLAN - ALTERNATE - SECURITY
E6.0	168	LIGHTING SCHEDULE, DETAILS, & NOTES
E6.1	169	PANELBOARD SCHEDULES, DETAILS, & NOTES
E6.2	170	PANELBOARD SCHEDULES
E7.0	171	COMMUNICATIONS DETAILS
E7.1	172	FIRE ALARM RISER DIAGRAM AND NOTES
E8.0	173	SINGLE LINE DIAGRAM DETAIL, & NOTES
E8.1	174	ELECTRICAL GROUNDING DETAILS
E8.2	175	GENERATOR DETAILS & NOTES

STATE VICINITY MAP




PROJECT LOCATION
450 ST. EMANUEL STREET
Mobile, AL 36603



Order Plans

CIP-2017-001
UPGRADES TO THE MOBILE COUNTY METRO JAIL
FOR THE MOBILE COUNTY COMMISSION
MOBILE, ALABAMA



DRAWN	TMB	CHECK	MS
DATE	April 2, 2019 RTA		
REVISED			
REVISED			
SHEET TITLE			
TITLE, INDEX OF DRAWINGS, VICINITY MAP			
JOB NO.			
PH&J 1801-GV			
SEQUENCE			
NO. 1 of 175			



T1.1