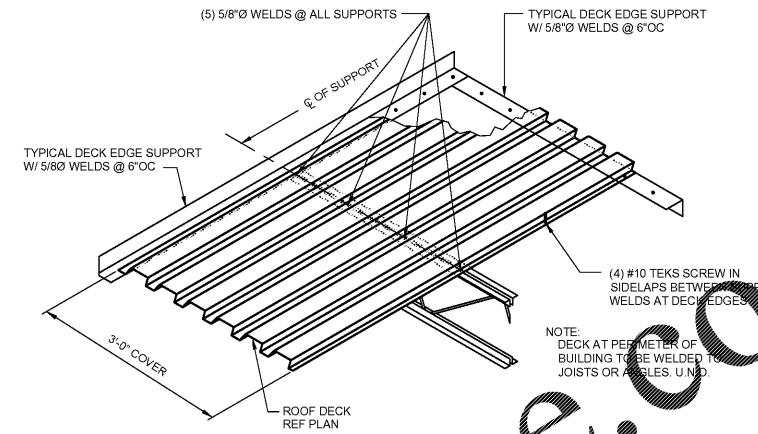
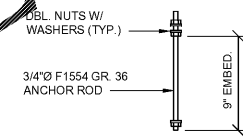


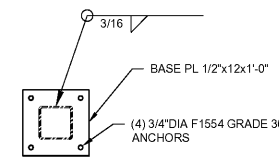
Order Plans @ www.LDILine.com



**ROOF DECK FASTENING PATTERN**



**TYP. ANCHOR ROD DETAIL**



**SECTION 7**  
 3/4" = 1'-0"

**SHEAR WALL DESIGN NOTES:**

1. SHEAR WALL SHEATHING: 15/32" BLOCKED APA RATED STRUCTURAL I GRADE, EXPOSURE I, PLYWOOD OR OSB
2. SCREW TYPE: #12 SCREWS GALVANIZED
3. SCREW SPACING: SEE SCHEDULE
4. END POST REQUIREMENTS AT SHEAR WALLS: SW1 AND SW2, (2) 600S162-43
5. HOLDOWN ANCHORS ARE SPECIFIED IN THE SCHEDULE FOR EACH SHEAR WALL. HOLDOWN ANCHORS SHALL BE POST INSTALLED W/ SIMPSON SET ADHESIVE.
6. FOR BOTTOM SILLPLATE TO FOUNDATION CONNECTORS SEE SCHEDULE FOR TYPE AND SPACING.
7. SEE FOUNDATION PLAN FOR SHEAR WALL (SW'S) LOCATION.
8. ALL HOLDOWN TYPES (EXCEPT INTERMED. AB'S) REFER TO SIMPSON STRONG-TIE® MODEL No.'S (OR APPROVED EQUAL).

HOLDOWN SCHEDULE			
MARK	HOLDOWN	ANCHOR ROD	EMBED.
HD1	S/HD8B	7/8" DIA	8"

SHEAR WALL SCHEDULE								
SHEAR WALL MARK	SHEATHING TYPE	END POST HOLDOWN MODEL NO.	HOLDOWN ANCHORS (NOTE 7)	EMBED. DEPTH	INTERMEDIATE SILL ANCHORS AND SPACING	NAILING PATTERN		REMARKS
						EDGES	INTERMEDIATE PANELS	
"SW1"	SEE DESIGN NOTE 1	REF HOLDOWN SCHEDULE	REF HOLDOWN SCHEDULE	REF HOLDOWN SCHEDULE	(2) ROWS OF Ø 15/16" DIA x 1 1/2" LONG HILTI X-U @ 12" OC	6" OC	12" OC	--

LMHT Project No. 19120.00

THIS DRAWING IS THE PROPERTY OF THE ARCHITECT AND MAY NOT BE REPRODUCED OR USED WITHOUT HIS WRITTEN PERMISSION.

**LMHT ASSOCIATES**  
 ARCHITECTS  
 3005 S. CLAYTON AVE., SUITE 100  
 WILSON, NC 27157  
 PHONE: 919.334.0857

**BRITT PETERS**  
 ARCHITECT  
 1000 W. HARRIS ST., SUITE 200  
 WILSON, NC 27157  
 PHONE: 919.334.0857

PROFESSIONAL SEAL  
 BRITT PETERS  
 ARCHITECT  
 06/19/19

PROJECT: **RETAIL SHOPS**  
 COUNTRY CLUB ROAD  
 WINSTON SALEM, NC

DRAWING: SECTIONS

Revisions	
REVISION	DATE

PROJECT DATE  
 6/18/2019

Drawn By  
 JNJ

Checked By  
 SH

Sheet No.  
**S2.1**