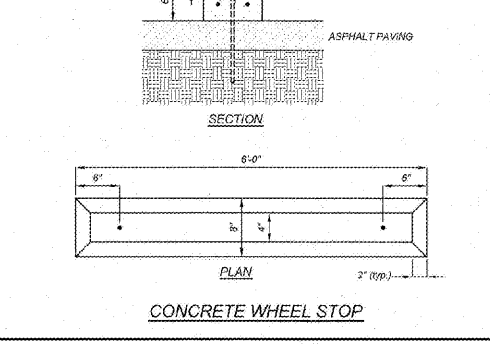
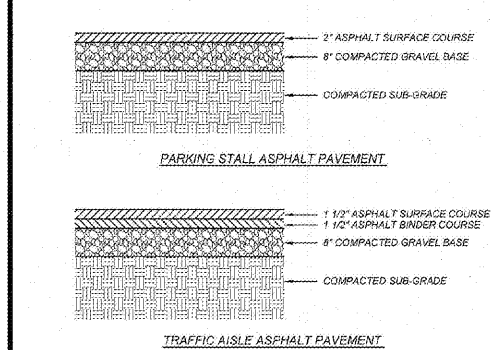
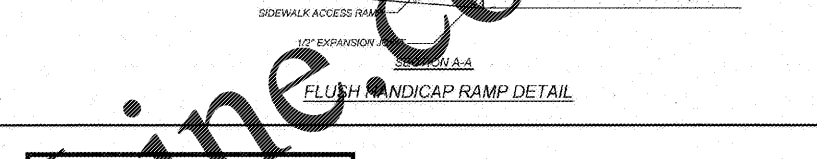

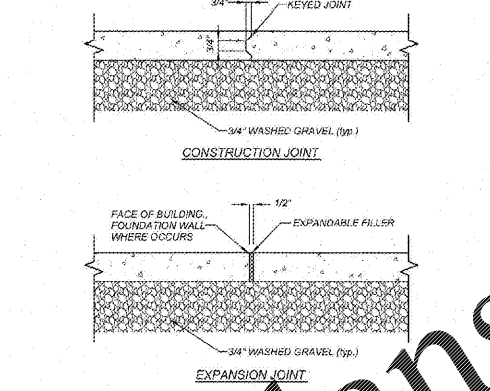
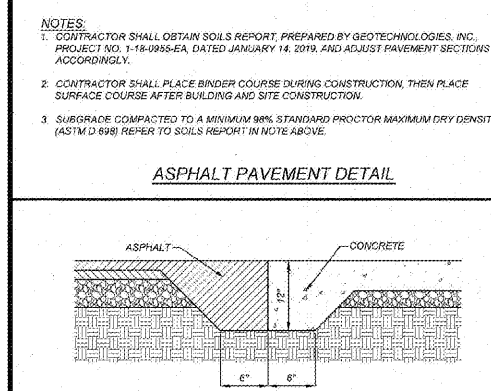
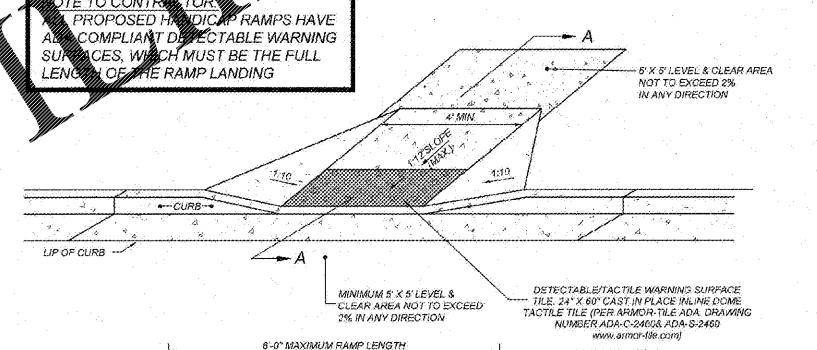
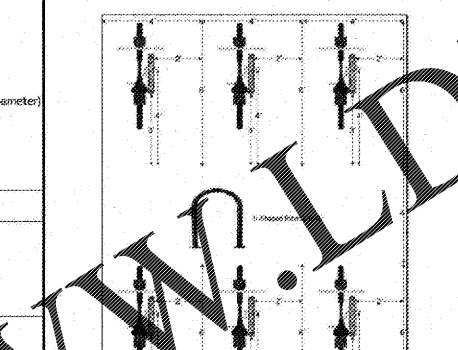


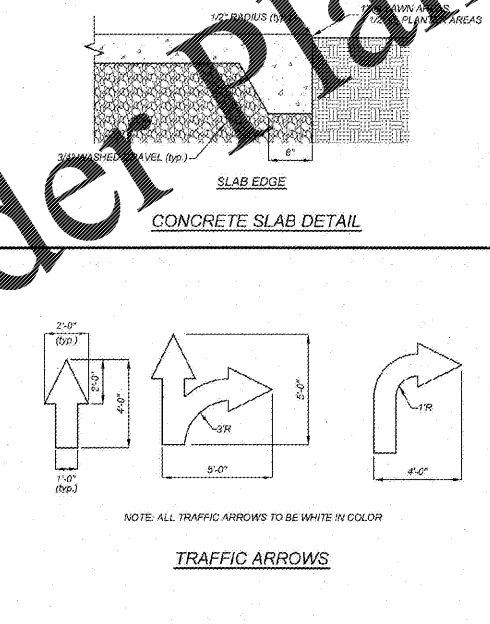
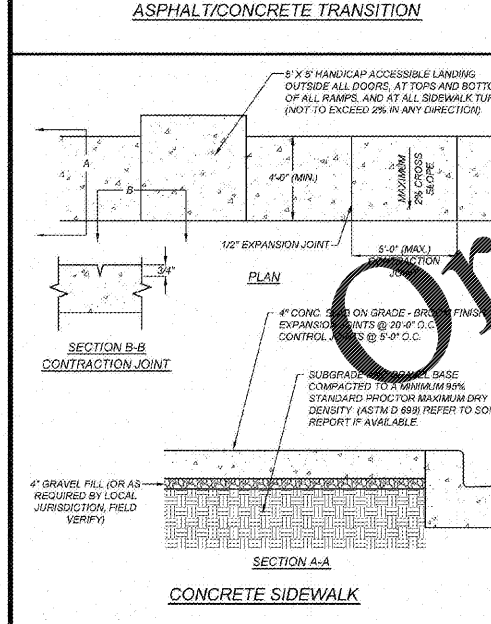
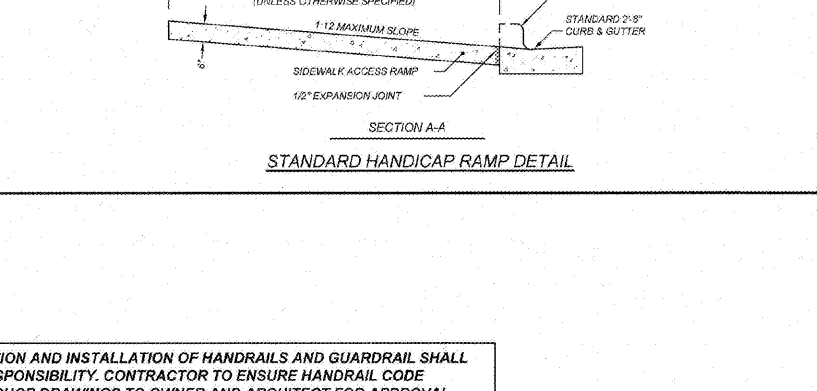
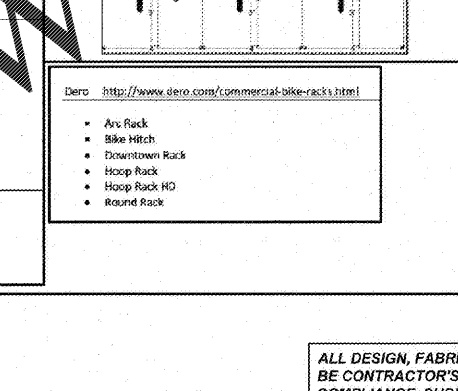
- Recommended Bicycle Rack Design Features**
- Supports the bicycle in at least two places, preventing it from falling over.
  - Allows locking of the frame and one or both wheels with a U-lock.
  - Securely anchored to the ground:
    - Concrete
      - Embedded legs in poured concrete
      - Anchor bolts in surface flange
    - Asphalt with 6-inch to 22-inch landscape nails (1/4-inch or 3/8-inch diameter)
  - Powder coat or stainless steel finish



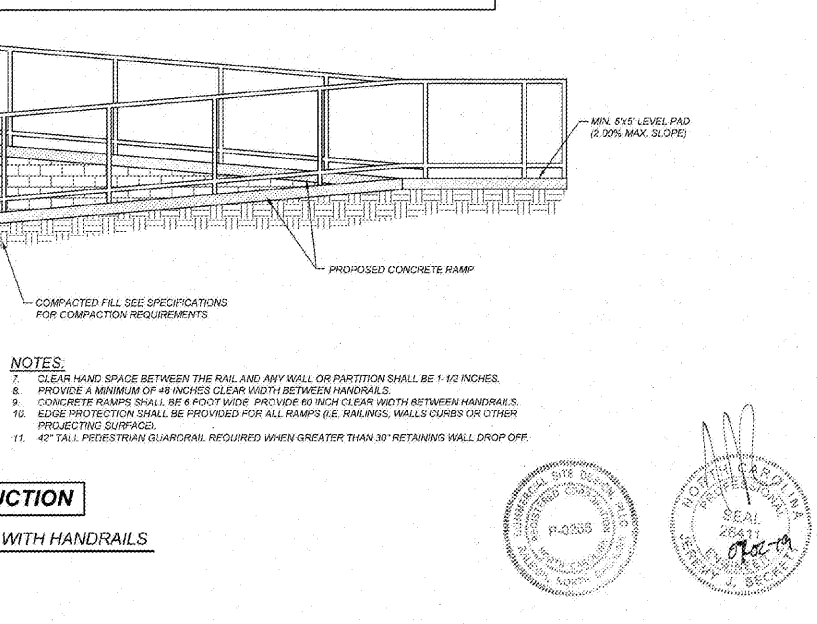

- Recommended Bicycle Rack Models**
- Maglin <http://www.maglin.com/products/bike/>
- MBR 110
  - MBR 130
  - MBR 200
  - MBR 500
- Key Park <http://catalog.keypark.com/category/park-ave-equip-bike-racks>
- Horseshoe
- Midrex <http://www.midrex.com/>
- Recommended Models:
- Post and Ring
  - Orion
  - Claris
  - Square U Rack
  - U Bike Rack
  - UX Bike Rack
  - UX Bike Rack with Lean Bar
- Park A Bike <http://www.parkabike.com/bike-racks>
- Recommended Models:
- CS 300
  - HR 300
  - HR 300
  - HR 300



- Recommended Bicycle Rack Models**
- Maglin <http://www.maglin.com/products/bike/>
- MBR 110
  - MBR 130
  - MBR 200
  - MBR 500
- Key Park <http://catalog.keypark.com/category/park-ave-equip-bike-racks>
- Horseshoe
- Midrex <http://www.midrex.com/>
- Recommended Models:
- Post and Ring
  - Orion
  - Claris
  - Square U Rack
  - U Bike Rack
  - UX Bike Rack
  - UX Bike Rack with Lean Bar
- Park A Bike <http://www.parkabike.com/bike-racks>
- Recommended Models:
- CS 300
  - HR 300
  - HR 300
  - HR 300



- Recommended Bicycle Rack Models**
- Maglin <http://www.maglin.com/products/bike/>
- MBR 110
  - MBR 130
  - MBR 200
  - MBR 500
- Key Park <http://catalog.keypark.com/category/park-ave-equip-bike-racks>
- Horseshoe
- Midrex <http://www.midrex.com/>
- Recommended Models:
- Post and Ring
  - Orion
  - Claris
  - Square U Rack
  - U Bike Rack
  - UX Bike Rack
  - UX Bike Rack with Lean Bar
- Park A Bike <http://www.parkabike.com/bike-racks>
- Recommended Models:
- CS 300
  - HR 300
  - HR 300
  - HR 300



NOTES:  
1. CONSTRUCTION SHALL MEET ALL OSHA AND A.D.A. STANDARDS AND SPECIFICATIONS.  
2. RAMP SURFACES SHALL BE FIXED, FIRM AND NON-SLIP.  
3. INTERMEDIATE LEVEL LANDINGS SHALL BE PROVIDED FOR EACH 30 FEET OF HORIZONTAL RUN  
4. TOPS AND BOTTOMS OF RAMP REQUIRE LEVEL LANDINGS, 60 INCHES BY 60 INCHES CLEAR AREA (BETWEEN HANDRAILS).  
5. TURNS IN RAMP REQUIRE LEVEL LANDINGS, 60 INCHES BY 60 INCHES  
6. HANDRAILS SHALL BE CONTINUOUS AND ON BOTH SIDES OF RAMP WITH ROUNDED ENDS.

NOTES:  
7. CLEAR HAND SPACE BETWEEN THE RAIL AND ANY WALL OR PARTITION SHALL BE 1-1/2 INCHES.  
8. PROVIDE A MINIMUM OF 48 INCHES CLEAR WIDTH BETWEEN HANDRAILS.  
9. CONCRETE RAMP SHALL BE 6 FOOT WIDE PROVIDE 60 INCH CLEAR WIDTH BETWEEN HANDRAILS.  
10. EDGE PROTECTION SHALL BE PROVIDED FOR ALL RAMP (E.G. RAILINGS, WALLS CURBS OR OTHER PROJECTING SURFACES).  
11. 42" TALL PEDESTRIAN GUARDRAIL REQUIRED WHEN GREATER THAN 30' RETAINING WALL DROP OFF.

NO.	DATE	DESCRIPTION
1	06-14-19	JWR
2	06-20-19	RCN
3	06-26-19	JWR

**COMMERCIAL SITE DESIGN**

8512 CRENSHAW ROAD  
RALEIGH, NORTH CAROLINA 27613  
(919) 848-8121 FAX: (919) 848-5791  
WWW.CSDSDSIGN.COM

CLIENT:  
GEMCAP DEVELOPMENT  
210 WEST FOURTH STREET  
SUITE 200  
WINSTON-SALEM, NC 27101

**RETAIL DEVELOPMENT**  
4809 COUNTRY CLUB ROAD  
WINSTON-SALEM, NORTH CAROLINA

PROJECT NO: GEM-1808  
FILENAME: DTL1  
DRAWN BY: RCN  
SCALE: N.T.S.  
DATE: 01-17-19  
SHEET NO: C-5