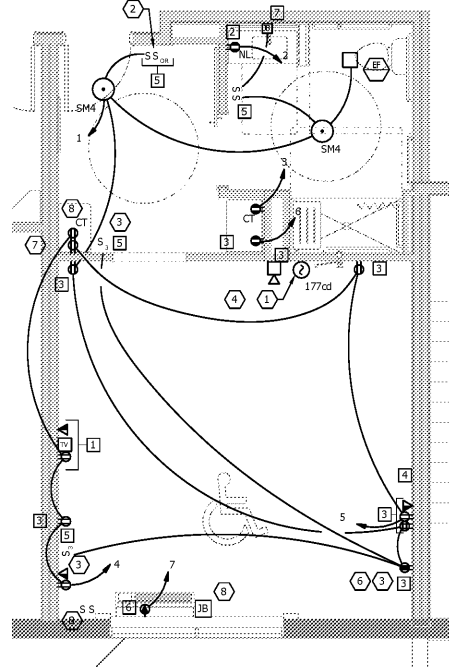
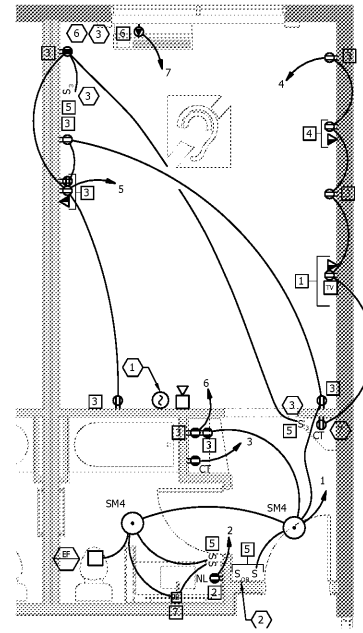


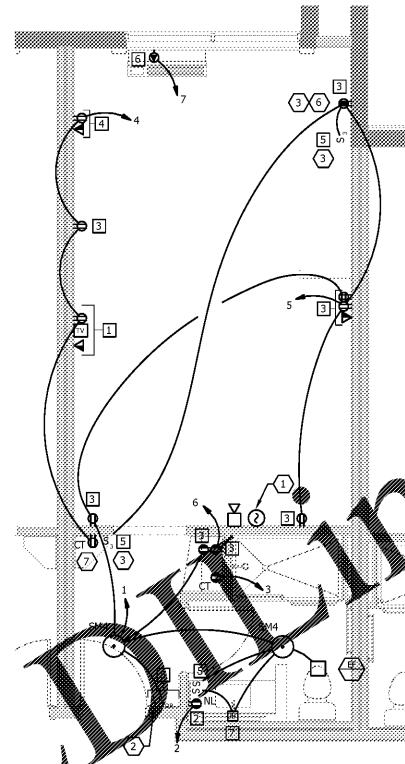
1 ELECTRICAL - ENLARGED KING GUEST ROOM PLAN
 SCALE: 1/4" = 1'-0"



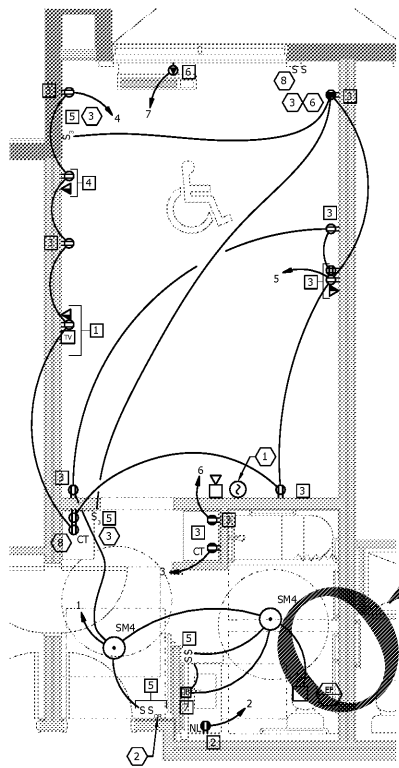
2 ELECTRICAL - ENLARGED ACCES. KING GUEST ROOM PLAN
 SCALE: 1/4" = 1'-0"



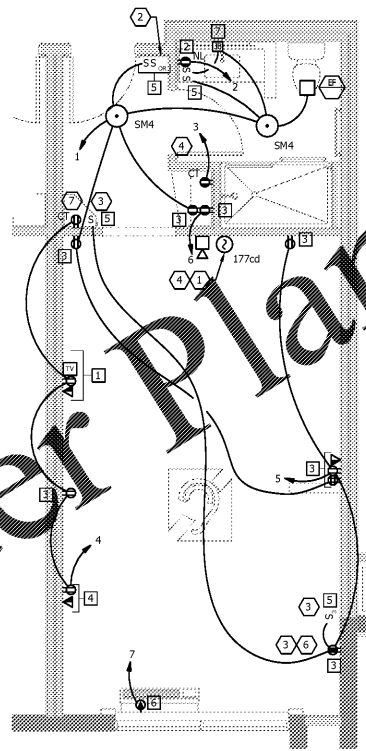
3 ELECTRICAL - ENLARGED H/I KING GUEST ROOM PLAN
 SCALE: 1/4" = 1'-0"



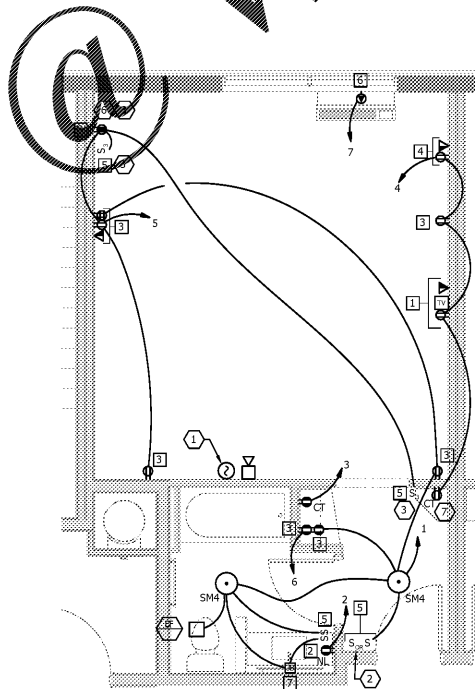
4 ELECTRICAL - ENLARGED KING SUITE ROOM PLAN
 SCALE: 1/4" = 1'-0"



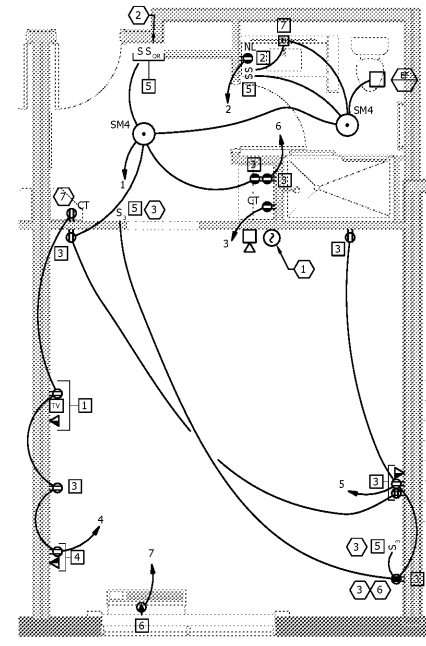
5 ELECTRICAL - ENLARGED ACC. KING SUITE ROOM PLAN
 SCALE: 1/4" = 1'-0"



6 ELECTRICAL - ENLARGED H/I KING SUITE ROOM PLAN
 SCALE: 1/4" = 1'-0"



8 ELECTRICAL - ENLARGED L. WIDE KING GUEST ROOM PLAN
 SCALE: 1/4" = 1'-0"



9 ELECTRICAL - ENLARGED R. WIDE KING GUEST ROOM PLAN
 SCALE: 1/4" = 1'-0"

- MOUNTING NOTES:**
- 1 MOUNT OUTLET/TELECOM/TV AT 5'-0" AFF TO 1/2" OF BACKBOX, MOUNT VERTICALLY BEHIND TELEVISION. MOUNT DEVICES IN LEGRAND BACKBOX, MODEL #TV1VTVSSW.
 - 2 MOUNT GFCI RECEPTACLE AT 3'-0" AFF TO 1/2" OF BACKBOX, MOUNT HORIZONTALLY.
 - 3 MOUNT OUTLET AND/OR TELECOM AT 1'-6" AFF TO 1/2" OF BACKBOX, MOUNT VERTICALLY. WHERE MORE THAN ONE DEVICE IS PROVIDED, MOUNT UNDER SINGLE, NON-SECTIONAL FACEPLATE.
 - 4 MOUNT OUTLET AND DATA OUTLET AT 2'-10" AFF TO 1/2" OF BACKBOX, MOUNT VERTICALLY.
 - 5 MOUNT SWITCH AT 3'-4" AFF TO 1/2" OF BACKBOX, MOUNT VERTICALLY. WHERE MORE THAN ONE SWITCH IS PROVIDED, MOUNT UNDER SINGLE FACEPLATE.
 - 6 MOUNT RECEPTACLE PER PTAC MANUFACTURER REQUIREMENTS.
 - 7 MOUNTING HEIGHT TO BE DETERMINED BY ARCHITECT AND INTERIOR DESIGNER BASED ON SIZE AND LOCATION OF MIRROR.

- NEW WORK KEYED NOTES:**
- 1 ADDRESSIBLE SMOKE DETECTOR TO BE WALL MOUNTED WITH SOUNDER BASE.
 - 2 ROOM KEY MASTER SWITCH AS REQUIRED PER IECC 505.2.3. WIRE ALL PERMANENTLY WIRED LUMINAIRES (EXCEPT BATHROOM LUMINAIRES) THRU MASTER SWITCH.
 - 3 SWITCHED RECEPTACLE FOR LIGHTING. COORDINATE FINAL LOCATION WITH FFE PACKAGE.
 - 4 IN HEARING IMPAIRED ADA SUITES, PROVIDE ADDRESSIBLE SMOKE DETECTOR WITH HIGH INTENSITY STROBE, 177 CANDELA. WHERE MULTIPLE DETECTORS ARE PROVIDED, ALL SHALL BE WIRED TO ACTIVE TOGETHER.
 - 5 INSTALL ADA SWITCH FOR HANGING LIGHT AND MOTORIZED SHADES BUILT INTO WINDOW SURROUND. ROUGH-IN JUNCTION BOX FOR MOTORIZED SHADES AND PROVIDE CONDUIT BETWEEN JBOK AND SWITCH. IF THE OPTION FOR REMOTE CONTROLLED SHADE IS CHOSEN, THE SHADE SWITCH SHOULD BE ELIMINATED.
 - 6 MOUNT OUTLET AT 2'-0" FROM CORNER.
 - 7 REMOVE OUTLET IF CONNECTING DOOR IS PROVIDED AND SHELF IS ELIMINATED.
 - 8 ADA SUITE CONVENIENT SHELF AREA TO HAVE (2) RECEPTACLES. (1) FOR MICROWAVE ON LOWER SHELF AND (1) FOR CONVENIENT SHELF ABOVE. REFER TO ARCHITECTURAL DRAWINGS FOR MOUNTING HEIGHTS.

- FOR HEARING IMPAIRED ROOMS, PROVIDE THE FOLLOWING DEVICES:**
- DOOR BELL AT SUITE ENTRANCE.
 - STROBE IN SUITE TO IDENTIFY DOOR BELL ACTIVATION WITH CUTOFF SWITCH (SEPARATE FROM FIRE ALARM SYSTEM).
 - 177 CD HORN/STROBE CONNECTED TO BUILDING FIRE ALARM SYSTEM IN BEDROOM.
 - 177 CD STROBE CONNECTED TO BUILDING FIRE ALARM SYSTEM IN BATHROOM.
 - ADDRESSIBLE SMOKE DETECTOR WITH SOUNDER BASE AND STROBE WHICH ACTIVATES UPON SMOKE ALARM.
- GENERAL NOTES:**
- MAXIMUM DESIGN WATTAGE FOR COFFEE MAKER - 700 WATTS
 - MAXIMUM DESIGN WATTAGE FOR REFRIGERATOR - 500 WATTS
 - COORDINATE EXACT LOCATION OF THE FOLLOWING ITEMS AND ADJUST RECEPTACLE LOCATIONS ACCORDINGLY PRIOR TO ROUGH-IN:
 1. REFRIGERATOR (MINI).
 2. COFFEE MAKER.
- COORDINATE ALL POWER AND DATA INSTALLATION LOCATIONS WITH REQUIREMENTS OF FFE PACKAGE AND FURNITURE SHOP DRAWINGS.

| FLOOR PLAN CIRCUIT WORKSHEET NO. | UNIT PLAN CIRCUITINGS | | | | | | | |
|---------------------------------------|-----------------------|--------|--------|--------|--------|--------|--------|-------------|
| | GUEST SUITE | LP3-44 | LP3-46 | LP3-48 | LP3-50 | LP3-52 | LP3-54 | LP3B-100107 |
| GUEST SUITE CIRCUITING SEE SHEET E3.1 | 1 | 2 | 3 | 4 | 5 | 6 | 7 | |

MEISTER COX ARCHITECTS
 INFO@MEISTER-COX.COM
 PHONE: 610-375-1331 FAX: 610-375-4555
 1522 PENN AVENUE WYOMISSING, PA 19610
 WWW.MEISTER-COX.COM

ELECTRICAL ENLARGED GUEST ROOM PLANS
 HOLIDAY INN EXPRESS & SUITES
 INTERSECTION OF HAYNES PLACE & LAMM RD.
 WILSON, NC 27883

STATUS: FOR BID
 PROJ. DATE: 06/06/2019
 PROJ. NO.: 19-116
 PRINTED: 06/06/2019
 DRAWN BY: jlm/brm/jpk
 CHECKED BY: brm
 SHEET NO.: E3.1
 SCALE: AS NOTED

| No. | Description | Date |
|-----|-------------|------|
| | | |
| | | |

Order Plans

WWW.LDLINE.COM