

DRAWING TITLE
PUBLIC SPACE LAYOUT

PROJECT
HOLIDAY INN EXPRESS
WILSON, NC

SCALE
AS NOTED
DATE
05-20-2019

DWN BY
JLM

CHECKED BY
DND

REVISED

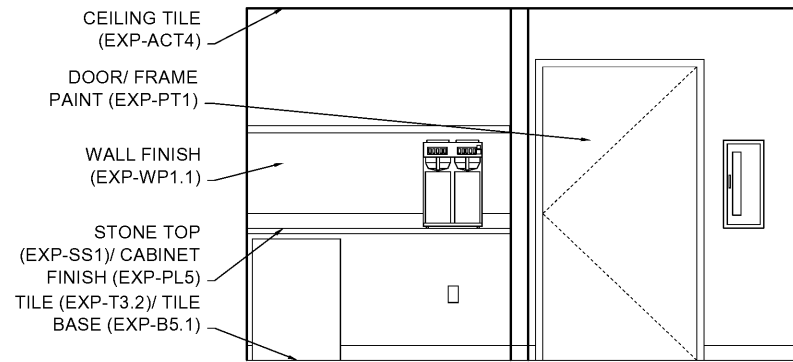
GENERAL NOTES

GENERAL CONTRACTOR

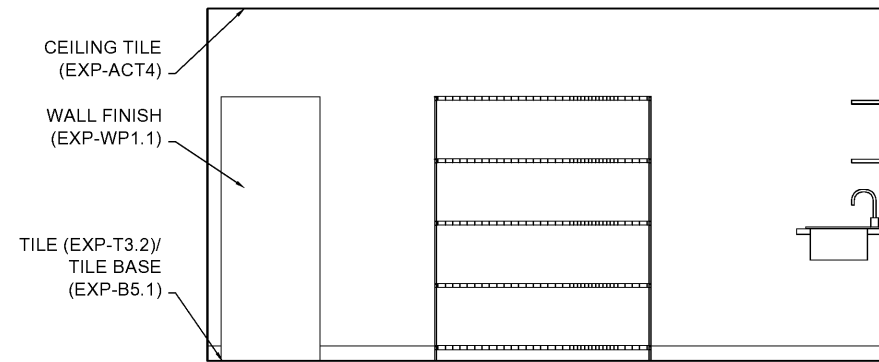
PURCHASING COMPANY

DRAWING NO

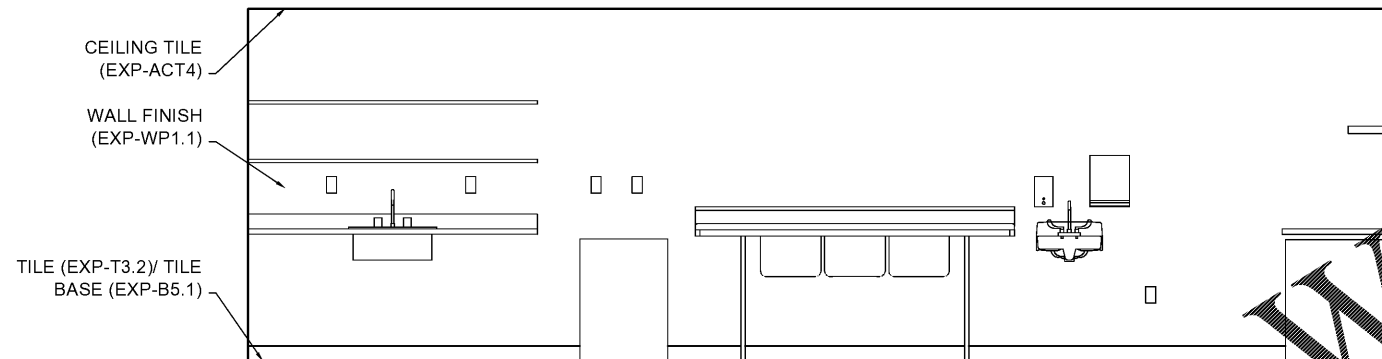
ID.X7




1 PANTRY ENTRY WALL ELEVATION
SCALE: 1/2" = 1'-0"



2 PANTRY RACK WALL ELEVATION
SCALE: 1/2" = 1'-0"



3 PANTRY SINK ELEVATION
SCALE: 1/2" = 1'-0"



4 PANTRY FREEZER WALL ELEVATION
SCALE: 1/2" = 1'-0"

WWW.LDILine.com

Order Plans @