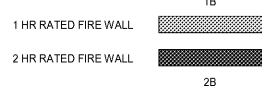


LIFE SAFETY PLAN NOTES:

- ROOMS WITH MAXIMUM OCCUPANCY NOTED SHALL BE POSTED AT ENTRY TO THE SPACE
- THE CARPORT IS NOT OCCUPIED, BUT SHALL BE CONSIDERED A2 OCCUPANCY
- THE FLOOR/CEILING ASSEMBLY SHALL BE 1 HOUR RATED, EXCEPT WHERE 2 HOURS ARE REQUIRED (AT ELEVATOR EQUIPMENT ROOM AND AT STAIR OFFSETS).
- THE SPRINKLER SYSTEM SHALL MEET NFPA 13 REQUIREMENTS THROUGHOUT THE BUILDING AND CANOPIES.
- FIRE EXTINGUISHERS ARE TO BE SPACED AT 75 FEET MAXIMUM IN CORRIDORS
- IN ADDITION TO CORRIDOR LOCATIONS, FIRE EXTINGUISHERS ARE REQUIRED AT THE FOLLOWING LOCATIONS:
 - LAUNDRY/BREAK ROOM
 - PANTRY
 - FRONT DESK AREA
 - MECH / ELEC ROOMS
 - POOL EQUIPMENT ROOM
- MANUAL FIRE ALARM PULL STATIONS ARE REQUIRED AT THE FOLLOWING LOCATIONS:
 - ALL EXTERIOR EXIT DOORS AT GRADE
 - ALL UPPER FLOOR STAIR ACCESS POINTS
 - WITHIN 15 FEET OF THE FRONT DESK AREA
- CARBON MONOXIDE DETECTORS ARE REQUIRED AT THE FOLLOWING LOCATIONS:
 - WHERE THERE IS A FUEL BURNING APPLIANCE
 - IN GUESTROOMS ADJACENT TO THE ROOM WHERE THERE IS A FUEL BURNING APPLIANCE
 - IN GUESTROOMS ADJACENT TO THE VENT PATH FROM A FUEL BURNING APPLIANCE
 - IN CORRIDORS OR COMMON AREAS ADJACENT TO THE ROOM WHERE THERE IS A FUEL BURNING APPLIANCE
- CARBON MONOXIDE DETECTORS ARE TO COMMUNICATE WITH REMOTE PANEL AT FRONT DESK OR OTHER CONTINUOUSLY STAFFED LOCATION.
- WHERE WALLS ARE TO BE 1 HOUR RATED FOR BEARING PURPOSES ONLY, DOORS DO NOT REQUIRE ANY RATING. SEE DOOR SCHEDULE FOR DOOR RATING REQUIREMENTS.
- SEE ELECTRICAL DRAWINGS FOR EMERGENCY LIGHT AND EXIT LIGHT LOCATIONS.

RATED WALL LEGEND



TACTILE SIGNAGE LEGEND

- E** EXIT
- T** TOILET
- S** STAIR
- FL** FLOOR LEVEL INDICATOR (SEE NOTES 1 & 2)
- EL** ELEVATOR EMERGENCY SIGN - DO NOT USE IN CASE OF FIRE
- RA** ROOF ACCESS

NOTES:

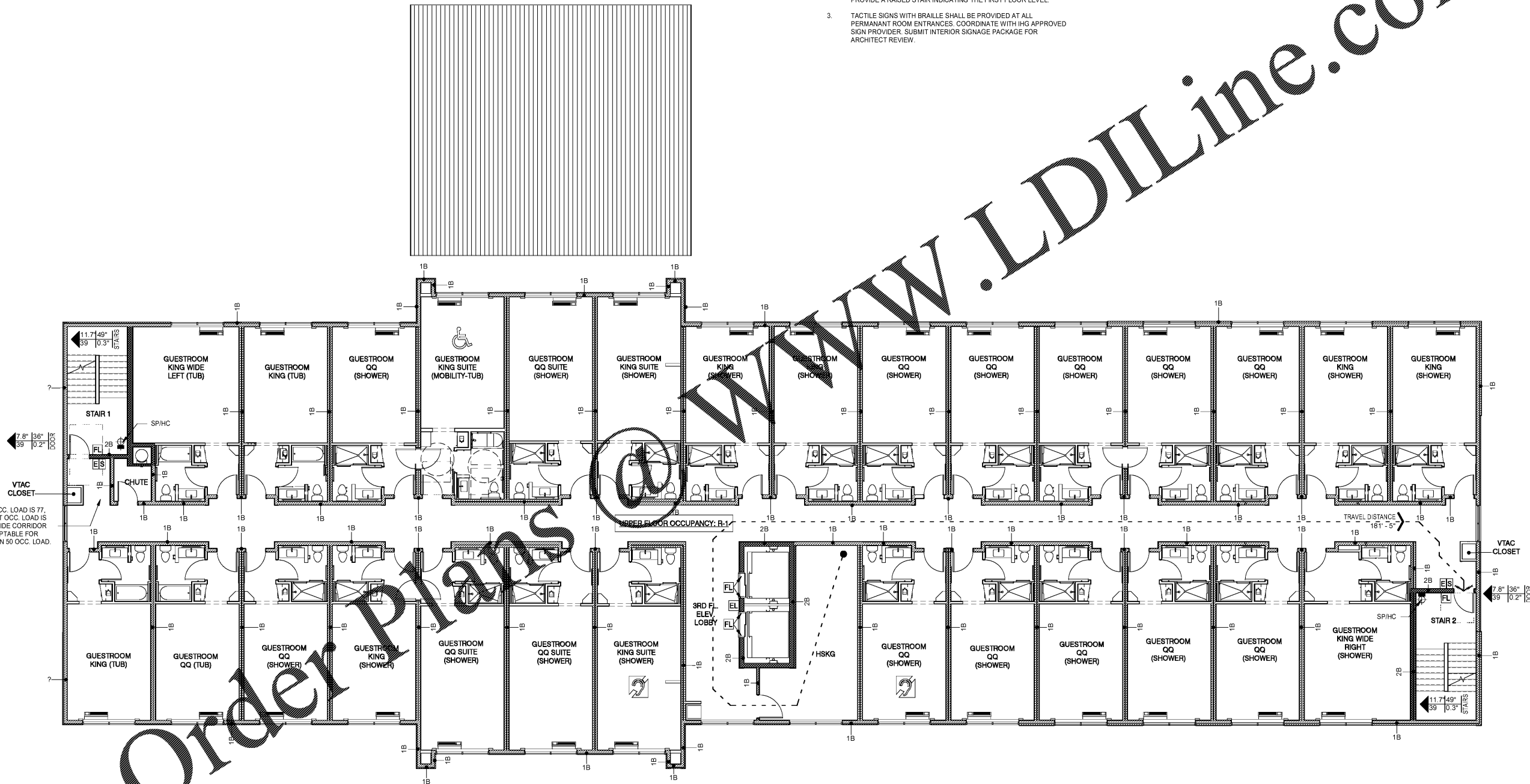
- AT EACH STAIR TOWER SIGN, PROVIDE VERBIAGE TO INDICATE THAT ROOF ACCESS IS LOCATED IN THE HOUSEKEEPING ROOM BEHIND THE ELEVATOR ON THE FOURTH FLOOR (TYP. 8 LOCATIONS)
- AT ELEVATOR LOCATIONS, PROVIDE FLOOR LEVEL INDICATOR WITH BRAILLE ON EACH ELEVATOR JAMB (TYP. 4 LOCATIONS PER FLOOR). PROVIDE A RAISED STAIR INDICATING THE FIRST FLOOR LEVEL.
- TACTILE SIGNS WITH BRAILLE SHALL BE PROVIDED AT ALL PERMANENT ROOM ENTRANCES. COORDINATE WITH IHG APPROVED SIGN PROVIDER. SUBMIT INTERIOR SIGNAGE PACKAGE FOR ARCHITECT REVIEW.

AREA SEPARATION NOTES

- A-2 OCCUPANCY
 - PROVIDE 1 HOUR FLOOR / CEILING ASSEMBLY TO PROVIDE SEPARATION OF A-2 AND R-1 PER SECTION 508.4.3 SEPARATED OCCUPANCIES.
 - GUESTROOMS REQUIRE 1 HOUR WALL AND FLOOR / CEILING ASSEMBLIES.
 - LAUNDRY ROOM WILL REQUIRE ONE HOUR WALL AND FLOOR / CEILING ASSEMBLIES.
 - ELECTRIC ROOM WILL REQUIRE 1 HOUR WALL AND FLOOR / CEILING ASSEMBLIES.
 - STAIRS, ELEVATOR, AND LINEN CHUTE ARE VERTICAL SHAFTS AND WILL REQUIRE 2 HOUR WALL AND FLOOR / CEILING ASSEMBLIES.
- R-1 OCCUPANCY
 - GUESTROOMS REQUIRE ONE HOUR WALL AND FLOOR / CEILING ASSEMBLIES.
 - STAIRS, ELEVATOR, MECHANICAL SHAFTS, AND LINENCHUTE ARE VERTICAL SHAFTS AND WILL REQUIRE 2 HOUR WALL AND FLOOR / CEILING ASSEMBLIES.

FLOOR / CEILING PENETRATION NOTES

- DUCT PENETRATIONS THROUGH FLOOR / CEILING OR ROOF / CEILING ASSEMBLIES WITHIN A 100 SQUARE FOOT AREA ARE LIMITED TO 100 SQUARE INCHES.
- HOLES FOR PENETRATIONS TO BE NO LARGER THAN 1/4" OF ANNULAR SPACE AROUND PENETRANT.
- SPACE AROUND PENETRANT TO BE FIRE CAULKED OR FIRE COLLARED DEPENDING ON PENETRANT SIZE & LOCATION.
- ANY RECONFIGURATION OF PENETRATIONS SHALL BE SUBMITTED TO THE ARCHITECT FOR PRIOR APPROVAL.



FLOOR OCC. LOAD IS 77. EACH EXIT OCC. LOAD IS 39. 3'-0" WIDE CORRIDOR IS ACCEPTABLE FOR LESS THAN 50 OCC. LOAD.

3RD FLOOR OCCUPANCY: R-1

TRAVEL DISTANCE 181'-5"

1 LIFE SAFETY PLAN - LEVEL 3
1/8" = 1'-0"

No.	Description	Date

DISCLAIMER: PC is providing, by agreement with certain parties, materials stored electronically. The parties recognize that data, plans, specifications, reports, drawings, and other documents are subject to unauthorized alteration, deletion, transmission, conversion, media degradation, software error or human alteration. Accordingly, all such documents are provided as a service and are not to be used for legal purposes only and not as an end product or as a record document. Any reliance thereon is deemed to be solely the responsibility of the user. The Architect's instruments of service are the only true documents of record.


MEISTER-COX ARCHITECTS

INFO@MEISTER-COX.COM
PHONE: 610-375-1331 FAX: 610-375-4655
1522 PENN AVENUE WYOMISSING, PA 19380
WWW.MEISTER-COX.COM

LIFE SAFETY PLAN - LEVEL 3

HOLIDAY INN EXPRESS & SUITES
INTERSECTION OF HAYNES PLACE & LAMM RD.
WILSON, NC 27893

STATUS:	BIDDING
PROJ. DATE:	06-07-19
PROJ. NO.:	18-176
PRINTED:	6/7/2019 7:10:06 PM
DRAWN BY:	RFF
CHECKED BY:	TGC
SHEET NO.:	A033
SCALE:	As indicated



N:\Active Projects\hospitality\018 Holiday Inn Express - Wilson, NC\Drawings CAD-Rev\18-176.rvt