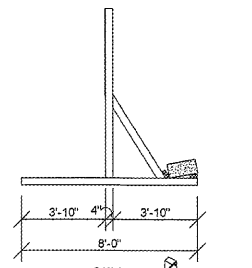
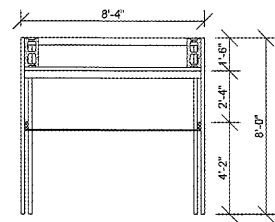


FRONT

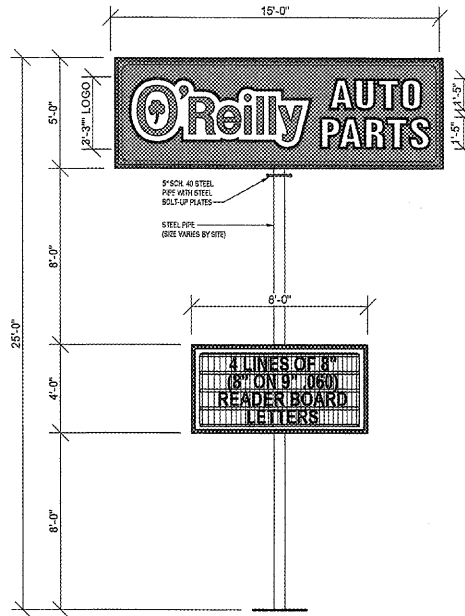


SIDE



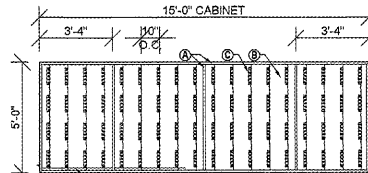
TOP

1 COMING SOON
TEMPORARY CONSTRUCTION SIGN
SQ1.2 SCALE: 1/4" = 1'-0"



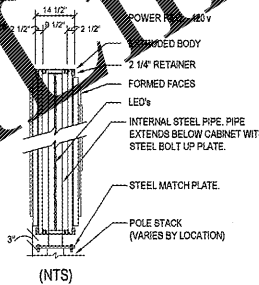
"O'Reilly" Cloud Logo with "AP" channel letters on 7" (h) x 1" (d) wireways. Wireways paint to TBD
 "O'Reilly" Cloud Logo is formed polycarb with double embossment with 2nd surface painted graphics. Paint match to: Green (PMS 342), Black and White.
 "AP" to have formed polycarb caps with 1/4" letter "bumps". Black 5" aluminum coil returns. 2nd surface Black and White paint. WHITE LED illumination.

2 GROUND SIGN ELEVATION
SQ1.2 SCALE: 1/4" = 1'-0"



- ① 14-1/2" deep extruded cabinet with support structure and 2 1/4" retainers
- ② Internal steel pipe with external steel bolt-up plate(s)
- ③ GE-Tetra PowerStrip DS White LED's. Part #GEVH0SP86 (7100K) 6 LED's per module (3 LED's per side) on GE-Tetra Mounting Rail. Part #GE0SR16. Rate on 10" centers. 64 total modules.
- ④ GE-Tetra Power Supplies. Part #GEPS24-160U 24 Volt 90-305VAC 30/30 WZ Load capacity: 18 modules per power supply. Total of four (4) per display.
- ⑤ Fabricated aluminum internal power supply wireway.

- ④ Faces are formed out of lexan with 2" draw. "O'Reilly" graphics are double embossed. "Auto Parts" copy is single embossed with painted graphics on 2nd surface. Graphics to match PMS 300c Red, PMS 342c Green Black and White.
- ⑤ Extruded cabinet with 2 1/4" retainers. Internal steel pipe with external steel bolt-up plate(s).
- ⑥ Vertical GE (GEVH0SP86) White DS LED Illumination. Paint cabinet to: Gloss Black. Internal pipe/plate of exp. 102" x 1/2" x 1 1/2". calculation: C80
- ⑦ Cabinet to be installed with bolt-up plate(s). Paint to: Gloss Black



(NTS)

GENERAL NOTES

- A REFER TO PROJECT MANUAL FOR ADDITIONAL REQUIREMENTS.
- B CONTACT OWNER'S OR TENANT'S DESIGNATED PROJECT ADMINISTRATOR FOR QUESTIONS OR CLARIFICATIONS.
- C PERMANENT SIGNAGE OWNER FURNISHED AND INSTALLED. (REFER TO SCOPE OF WORK SCHEDULE). SIGNAGE GRAPHICS PROVIDED FOR REFERENCE ONLY (N.I.C.) AND CONTRACTOR'S COORDINATION WITH SPECIFIC PROJECT CONSTRUCTION CONDITIONS.
- D SITE SIGN ROUGH-IN ELECTRICAL TO BE PROVIDED BY CONTRACTOR.
- E REQUIRED GOVERNMENTAL PERMITS FOR PERMANENT TYPE SIGNAGE TO BE PROVIDED BY SIGN COMPANY PER OWNER'S DIRECTION (N.I.C.).
- F "COMING SOON" TEMPORARY CONSTRUCTION SIGN TO BE PROVIDED BY GENERAL CONTRACTOR. APPLIED SIGNAGE GRAPHICS TO BE OWNER FURNISHED AND GENERAL CONTRACTOR INSTALLED. LOGO TEMPORARY CONSTRUCTION SIGN ON SITE SO AS TO BE VISIBLE TO PUBLIC FROM RIGHT-OF-WAY.
- G UNLESS OTHERWISE INDICATED, SITE POLE SIGN FOUNDATION CONSTRUCTION BY SIGN CONTRACTOR (BY OTHERS - NOT IN CONTRACT) AND SITE MONUMENT SIGN FOUNDATION CONSTRUCTION BY GENERAL CONTRACTOR (BASE BID).

SPECIAL NOTE:
SIGN DESIGN BY OTHERS, REFER TO SIGN CONTRACTOR'S SHOP DRAWINGS FOR ADDITIONAL REQUIREMENTS.

SITE SIGN SCHEDULE

TEMPORARY CONSTRUCTION SIGN:
TYPE: COMING SOON
DETAIL: REFER TO 1/SG1.2

SITE SIGN:
TYPE: POLE (5H X 15W X 25' H.)
DETAIL: REFER TO 2/SG1.2

NOTE:
REFER TO SHEET S1.2 FOR SIGN FOUNDATION SYSTEM STRUCTURAL REQUIREMENTS.

Order Plans @ www.ldiinc.com

DESIGN BY OTHERS FOR REFERENCE ONLY

Craig A. Schneider, AIA
ARCHITECT
1736 East Sunbeam, Suite 417
Springfield, Missouri 65804
417.862.0558
Fax: 417.862.3765
e-mail: architect@estheticsnider.com

PROJECT:
NEW O'REILLY AUTO PARTS STORE
US HWY 43
WINFIELD, AL
SITE SIGNAGE DETAILS

O'Reilly AUTO PARTS
CORPORATE OFFICES
233 SOUTH PATTERSON
SPRINGFIELD, MISSOURI 65802
(417) 862-2674 TELEPHONE

COMM # 4308
DATE: 5-3-19
REVISION
DATE: