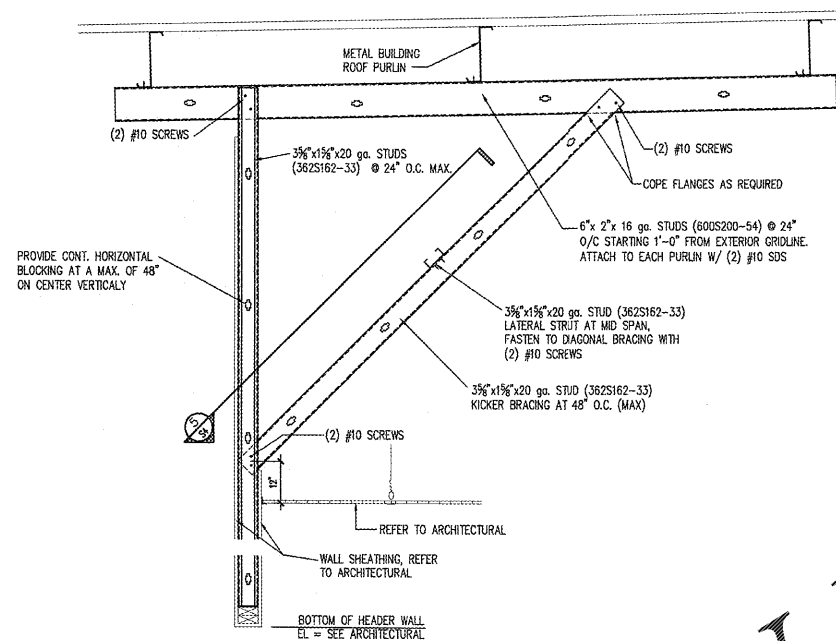
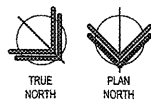


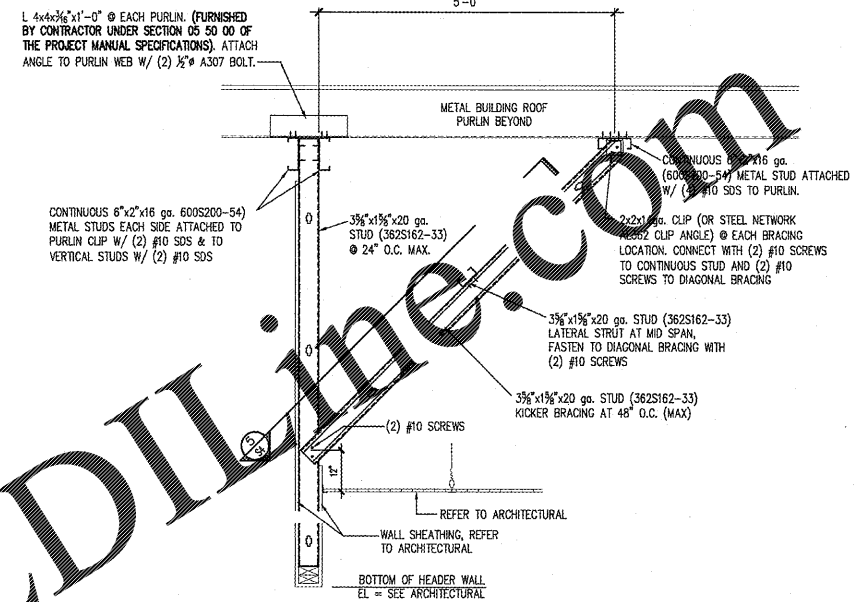
PROVIDE 16ga COLD-FORMED STEEL (CFS) FRAMING AT ENTRY LOCATION, WHERE APPLICABLE ALIGN FRAMING MEMBERS WITH METAL STUDS OVER STOREFRONT (SPACING NOT TO EXCEED 24" O.C.) ALL CFS-TO-CFS CONNECTIONS TO BE A MINIMUM OF (3) #8 SDS. REFER TO ARCHITECTURAL SECTIONS FOR FRAMING PROFILES AND MEMBER DEPTHS.

STRUCTURAL PLAN

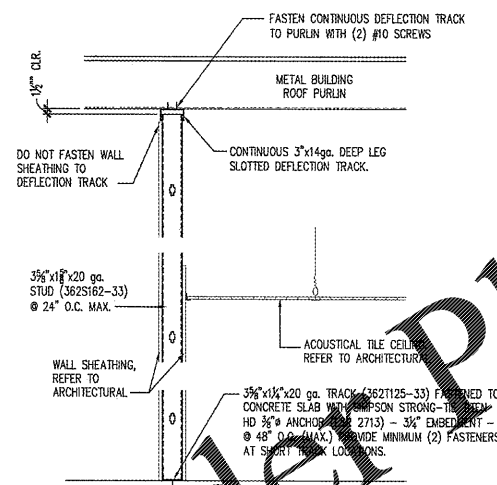
SCALE: NONE



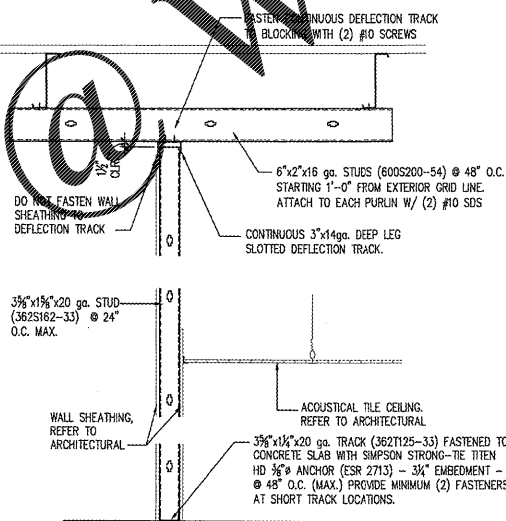
1 SECTION
S4 SCALE: 3/4" = 1'-0"



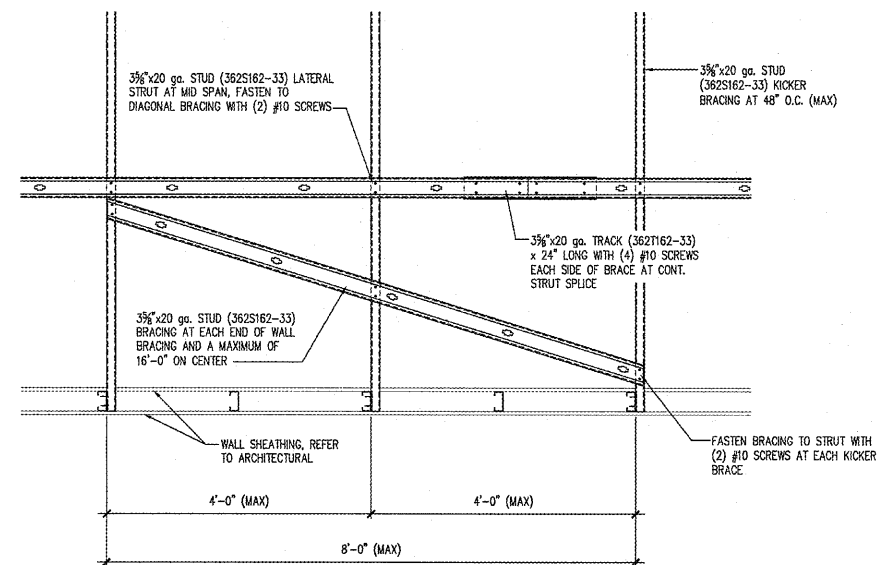
2 SECTION
S4 SCALE: 3/4" = 1'-0"



3 SECTION
S4 SCALE: 3/4" = 1'-0"



4 SECTION
S4 SCALE: 3/4" = 1'-0"



5 SECTION
S4 SCALE: 3/4" = 1'-0"

Order Plans

WWW.LDILINE.COM



CRAIG A. SNIDER, AIA
ARCHITECT
1736 EAST SUNSHINE, Suite 417
Springfield, Missouri 65804
e-mail: architect@ostertyschneider.com
417-862-0558
Fax: 417-862-3265

PROJECT:
NEW O'REILLY AUTO PARTS STORE
US HWY 43
WINFIELD, AL
FRAMING DETAILS

O'Reilly AUTO PARTS
CORPORATE OFFICE
293 SOUTH P. MISSOURI 65802
(417) 862-2674 TELEPHONE

COMM # 4308
DATE: 5-3-19
REVISION
DATE:

JS Smith Consulting Engineers
Alabama State Certificate of Authorization CA-2283-E
Aaron D. Smith P.E. 24301
1801 W 32nd St. Bldg B Ste 104 * JOPLIN, MISSOURI 64804
P.O. Box 8102 * JOPLIN, MISSOURI 64802
PHONE: 417-624-0444 * FAX: 417-624-0430