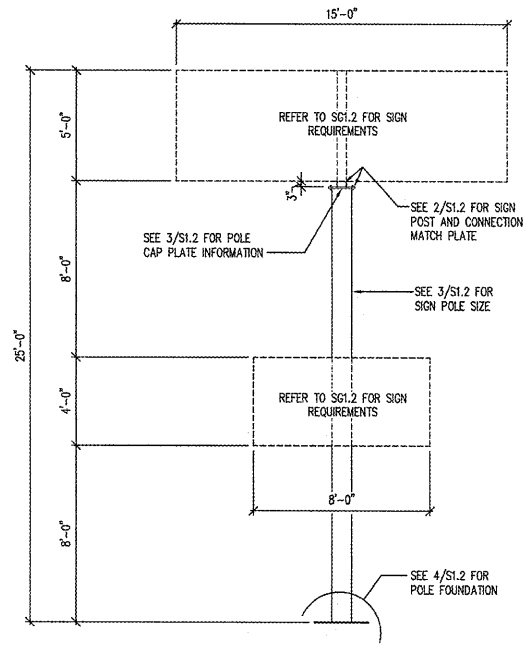
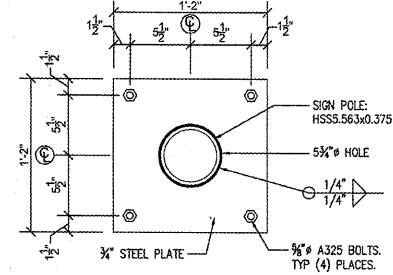


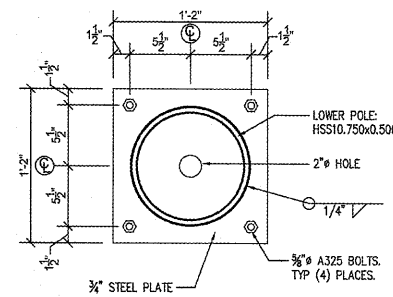
RECEIVED
MAY 02 2019
1736 EAST SUNSHINE, SUITE 417
SPRINGFIELD, MO



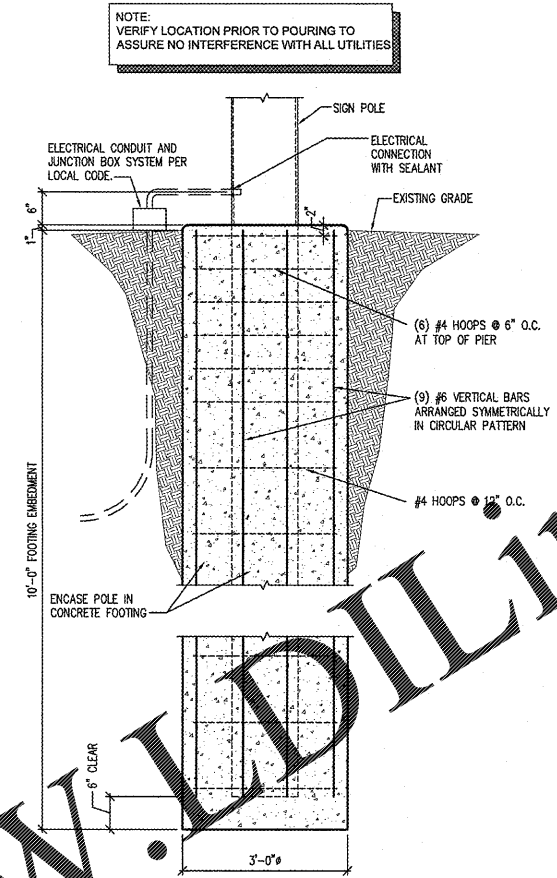
1 GROUND SIGN ELEVATION
S1.2 SCALE: 1/4" = 1'-0" (SEE SITE PLAN FOR LOCATION)



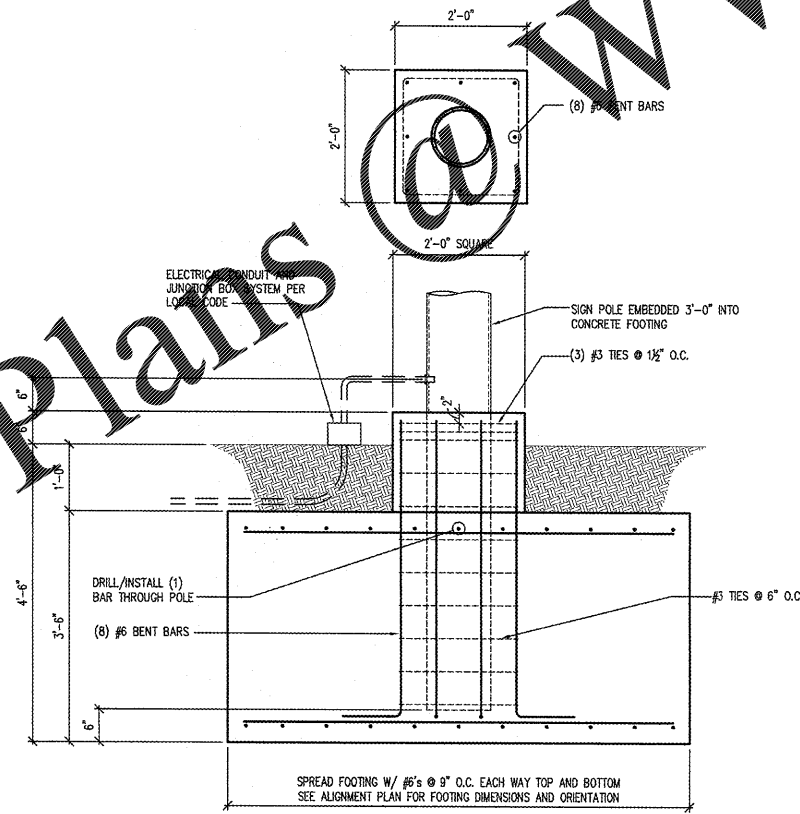
2 SIGN MATCH PLATE
S1.2 SCALE: 1 1/2" = 1'-0"



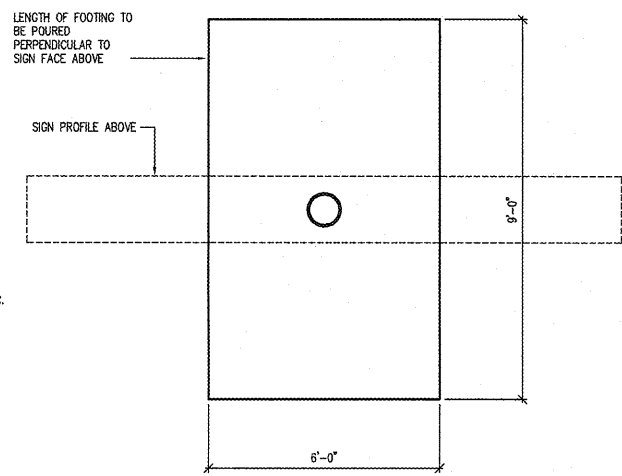
3 POLE CAP PLATE
S1.2 SCALE: 1 1/2" = 1'-0"



4a POLE FOUNDATION SECTION
S1.2 SCALE: 3/4" = 1'-0"



FOUNDATION SECTION



ALIGNMENT PLAN

4b POLE SIGN SHALLOW FOUNDATION ALTERNATE
SG1.3 SCALE: 3/4" = 1'-0"

GENERAL NOTES

- A. REFER TO PROJECT MANUAL FOR ADDITIONAL REQUIREMENTS.
- B. CONTACT OWNER'S OR TENANT'S DESIGNATED PROJECT ADMINISTRATOR FOR QUESTIONS OR CLARIFICATIONS.
- C. SITE SIGN FOUNDATIONS AND ROUGH-IN ELECTRICAL TO BE PROVIDED BY CONTRACTOR.
- D. REQUIRED GOVERNMENTAL PERMITS FOR PERMANENT TYPE SIGNAGE TO BE PROVIDED BY OWNER OR OTHERS (N.I.C.).

DESIGN CRITERIA

- A. GOVERNING BUILDING CODE
2009 INTERNATIONAL BUILDING CODE
- B. WIND CRITERIA:
B.1. RISK CATEGORY II
B.2. V = 90 mph
B.3. EXPOSURE "C"
- C. SEISMIC CRITERIA:
C.1. SITE CLASS =
C.2. SDC = B
C.3. S_s = 0.33
C.4. S₁ = 0.110
C.5. S_{0.5} = 0.240
C.6. S_{0.1} = 0.124

STRUCTURAL NOTES

- A. A GEOTECHNICAL ANALYSIS HAS BEEN PERFORMED ON THIS SITE. SEE PROJECT MANUAL FOR GEOTECHNICAL INFORMATION. APPROPRIATE RECOMMENDATIONS STATED IN THE GEOTECHNICAL REPORT ISSUED BY ECS SOUTHEAST, LLP DATED MARCH 21, 2019 SHALL BE FOLLOWED.
- B. THESE FOUNDATIONS HAVE BEEN DESIGNED FOR A VERTICAL SOIL BEARING OF 1500 psf AND LATERAL BEARING OF 200 psf/ft. (NOTE: LATERAL EARTH PRESSURE INCREASED IN ACCORDANCE WITH DESIGN PROVISIONS FOR ISOLATED POLE FOUNDATIONS SUBJECT TO TRANSIENT LATERAL LOADS.)
- C. ALL READY MIX CONCRETE SHALL BE 4000 psi FOR ALL CONCRETE PLACEMENT. DO NOT ADD WATER TO THE MIX DESIGN AFTER DELIVERY TO THE PROJECT SITE.
- D. EXPOSED EXTERIOR CONCRETE SHALL BE AIR-ENTRAINED (TOTAL AIR CONTENT = 5%).
- E. HOT OR COLD WEATHER CONCRETING SHALL BE IN ACCORDANCE WITH ACI 305-89 AND ACI 306-1-90, RESPECTIVELY.
- F. ANY CONCRETE PLACED BY MEANS OF PUMPING SHALL BE DONE IN ACCORDANCE WITH ACI 304.2R (82).
- G. CEMENT SHALL CONFORM TO A.S.T.M. C-150 TYPE III.
- H. AGGREGATES SHALL CONFORM TO A.S.T.M. C-33 FOR NORMAL WEIGHT CONCRETE.
- I. READY MIX CONCRETE SHALL BE MIXED AND DELIVERED IN ACCORDANCE WITH A.S.T.M. C-94.
- J. ADMIXTURES MAY BE USED WITH THE APPROVAL OF THE STRUCTURAL ENGINEER. ADMIXTURES USED TO INCREASE THE WORKABILITY OF THE CONCRETE SHALL NOT BE CONSIDERED TO REDUCE THE CEMENT CONTENT. NO CALCIUM CHLORIDE ADMIXTURES ALLOWED.
- K. FABRICATOR QUALIFICATIONS: FABRICATOR MUST PARTICIPATE IN THE AISC QUALITY CONTROL PROGRAM AND BE DESIGNATED AN AISC-CERTIFIED PLANT.
- L. MATERIALS:
• STRUCTURAL STEEL..... ASTM A992, GRADE 50ksi
• PLATES, ANGLES, AND MISC STEEL..... ASTM A36ksi
• ANCHOR RODS..... ASTM F1554, GRADE 36
• HIGH STRENGTH BOLTS..... ASTM A325
(OF NORTH AMERICAN MANUFACTURE)
• WELDING ELECTRODES..... AWS A5.1 (E70XX)
• PIPE..... ASTM A53, GRADE B
• ROUND HSS..... ASTM A500, GRADE B, Fy = 42ksi

Order Plans

WWW.LDILine.com



CRIG A. SNEIDER, AIA
ARCHITECT
1736 East Sunshine, Suite 417
Springfield, Missouri 65804
417.862.0558
417.862.9265
e-mail: architect@etertyschneider.com

PROJECT:
NEW O'REILLY AUTO PARTS STORE
US HWY 43
WINFIELD, AL
SITE SIGNAGE DETAILS

O'Reilly AUTO PARTS
CORPORATE OFFICES
233 SOUTH PATTERSON
SPRINGFIELD, MISSOURI 65802
(417) 862-2674 TELEPHONE

COMM # 4308
DATE: 5-3-19
REVISION
DATE:

JS Smith Consulting Engineers
Alabama State Certificate of Authorization CA-2283-E
Aaron D. Smith P.E. 24301
1801 W 32nd St. Bldg B Site 104 * JOPLIN, MISSOURI 64802
P.O. Box 8102 * JOPLIN, MISSOURI 64802
PHONE: 417-624-0444 * FAX: 417-624-0430