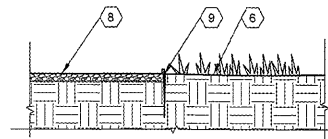
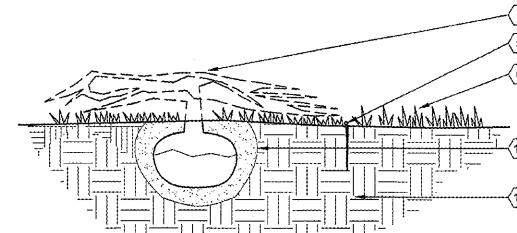


1 SOD DETAIL
L1.2 SCALE: 3/4" = 1'-0"

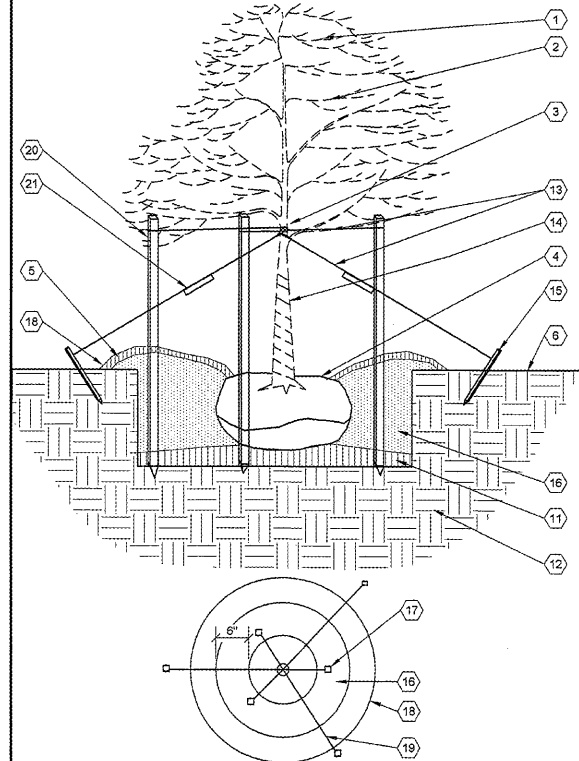


2 LANDSCAPE GRAVEL DETAIL
L1.2 SCALE: 3/4" = 1'-0"

3 NOT USED
L1.2 SCALE: N.T.S.



4 SMALL SHRUB DETAIL
L1.2 SCALE: 3/4" = 1'-0"



5 LARGE DECIDUOUS TREE
L1.2 SCALE: 3/4" = 1'-0"

GENERAL NOTES

- (A) REFER TO PROJECT MANUAL AND SCOPE OF WORK SCHEDULE FOR ADDITIONAL REQUIREMENTS.
- (B) REFER TO LANDSCAPE PLAN FOR PLANTING TYPES AND LOCATIONS.
- (C) COORDINATE WORK WITH OTHER SITE RELATED DEVELOPMENT DRAWINGS.

KEY NOTES

- (1) PLANTING REFER TO PLANTING SCHEDULE FOR TYPES.
- (2) SET TREE LEVEL AND TRUNK STRAIGHTEN AFTER SETTLEMENT IF NEEDED.
- (3) TIE WIRE AROUND TRUNK IN BLACK RUBBER. MOVE UP ABOVE TRUNK TO 1/2 TO 1/3 OF THE HEIGHT OF TREE.
- (4) SET TREE WITH TOP 1/3 OF ROOT ABOVE FINISH GRADE.
- (5) REFER TO LANDSCAPE PLAN FOR GROUND COVER TYPE AND LOCATIONS. PROVIDE 3" DEEP 5/8" CREEK GRAVEL OVER BLACK 4 MIL VISQUEEN VAPOR BARRIER OR 3" SHREDDED CYPRESS MULCH OVER BLACK 4 MIL VISQUEEN VAPOR BARRIER.
- (6) LAWN
- (7) REFER TO SITE GRADING PLAN FOR SLOPE. PLACE THREE PINS EVERY 2'-0", SPACING EQUALLY. SOD SHALL BE COMPOSED OF TWO VARIETIES MINIMUM OF FESCUE GRASS.
- (8) 3" DEEP, 5/8" CREEK GRAVEL OVER BLACK 4 MIL VISQUEEN VAPOR BARRIER.
- (9) 4" BLACK POLY VINYL EDGING
- (10) PREFERRED SOIL
- (11) COMPACTED PLANTING
- (12) SUB GRADE
- (13) TWO STRANDS OF WIRE
- (14) TRUNK WRAP
- (15) 2" X 2" X 10" WOOD STAKES BURY BELOW FINISH GRADE
- (16) PREPARED PLANTING MIXTURE
- (17) TREES 6'-0" IN HEIGHT OR LESS SHALL BE STAKED
- (18) EXTENTS OF PLANTING BERM TO HOLD WATER
- (19) TREES TALLER THAN 3'-0" MUST BE TIED.
- (20) 2" X 4" STAKE - OR - METAL FENCE POST
- (21) 1" X 4" X 10" WHITE WOOD FLAG
- (22) 3" DEEP SHREDDED CYPRESS MULCH OVER BLACK VISQUEEN VAPOR BARRIER
- (23) 4'-0" BRIGHT ORANGE POLYETHYLENE LAMINAR FENCE FABRIC TO EXTEND TO DRIP LINE AREA
- (24) "TREE SAVE AREA" SIGNAGE EVERY 20 FEET.

Order Plans @ www.LDILine.com



CRAIG A. SCHNEIDER, AIA
ARCHITECT

1736 East Sunshine, Suite 417
Springfield, Missouri 65804
417.862.0558
417.862.3265
e-mail: architect@csstschneider.com

PROJECT:
NEW O'REILLY AUTO PARTS STORE
US HWY 43
WINFIELD, AL

O'Reilly AUTO PARTS
CORPORATE OFFICES
233 SOUTH PATTERSON
SPRINGFIELD, MISSOURI 65802
(417) 862-2674 TELEPHONE

COMM # 4308
DATE: 5-3-19
REVISION
DATE: