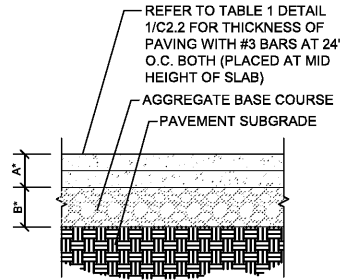


7/8" X 18" LONG DOWELS TO BE PLACED AT JOINTS AT 12" O.C.

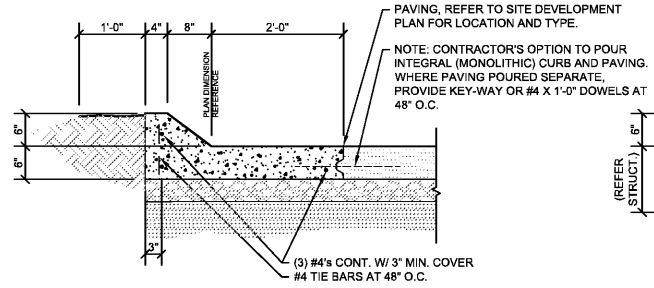
PROVIDE CONTROL JOINTS AT 12" O.C. (25% SLAB THICKNESS)

TABLE 1**	
PAVEMENT TYPE	RIGID PAVEMENT SECTION
PCC (104000 psi)	6.0 INCHES
AGGREGATE BASE	6.0 INCHES

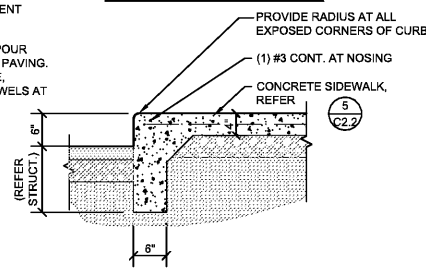
**PAVEMENT DESIGN IS BASED ON GEOTECHNICAL REPORT PROVIDED BY THE OWNER DATED 03/21/2019. ANDERSON ENGINEERING PROVIDES NO WARRANTY OR GUARANTEE FOR THIS DESIGN. CONTRACTOR IS RESPONSIBLE TO FULLY READ AND FOLLOW THE RECOMMENDATIONS OF THE PROJECT GEOTECHNICAL REPORT.



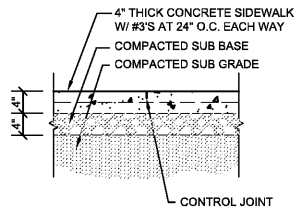
PROVIDE CONTROL JOINTS AT 10'-0" O.C. (25% SLAB THICKNESS)



NOTE: REFER TO SITE GRADING PLAN FOR ELEVATIONS OF PAVEMENT ADJACENT TO SIDEWALKS.



PROVIDE TOOLED CONTROL JOINTS AT 8' O.C. (25% SLAB THICKNESS) AND ISOLATION JOINTS AT 24' O.C. UNLESS OTHERWISE NOTED.



1 CONCRETE PAVING SECTION
C2.2 SCALE: 3/4" = 1'-0"

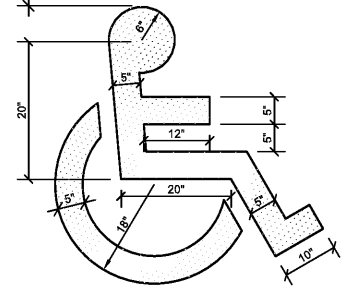
2 NOT USED
C2.2 NOT TO SCALE

3 CONCRETE CURB SECTION
C2.2 SCALE: 3/4" = 1'-0"

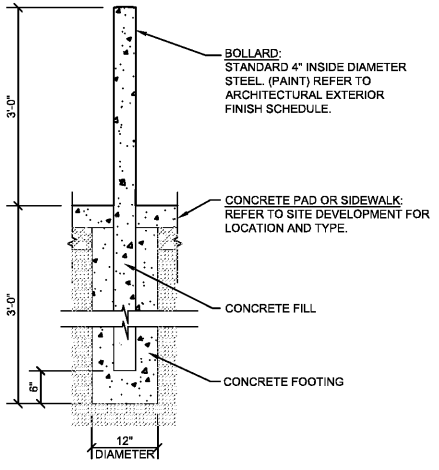
4 CONCRETE SIDEWALK CURB SECTION
C2.2 SCALE: 3/4" = 1'-0"

5 CONCRETE SIDEWALK SECTION
C2.2 SCALE: 3/4" = 1'-0"

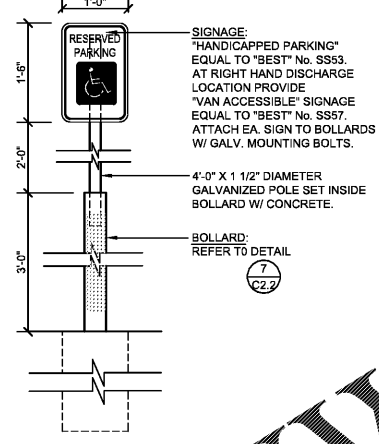
NOTE: SYMBOL TO BE PAINTED (HIGHWAY GRADE) OR DECAL ADHERED TO PAVEMENT. COLOR TO MATCH STRIPING UNLESS OTHERWISE REQUIRED BY LOCAL ACCESSIBILITY STANDARDS.



6 ACCESSIBLE PARKING PAVEMENT STRIPING DETAIL
C2.2 SCALE: 3/4" = 1'-0"

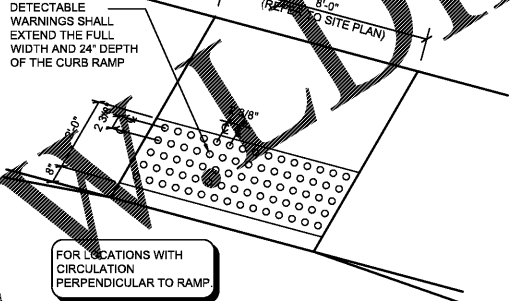


7 STEEL BOLLARD SECTION
C2.2 SCALE: 3/4" = 1'-0"

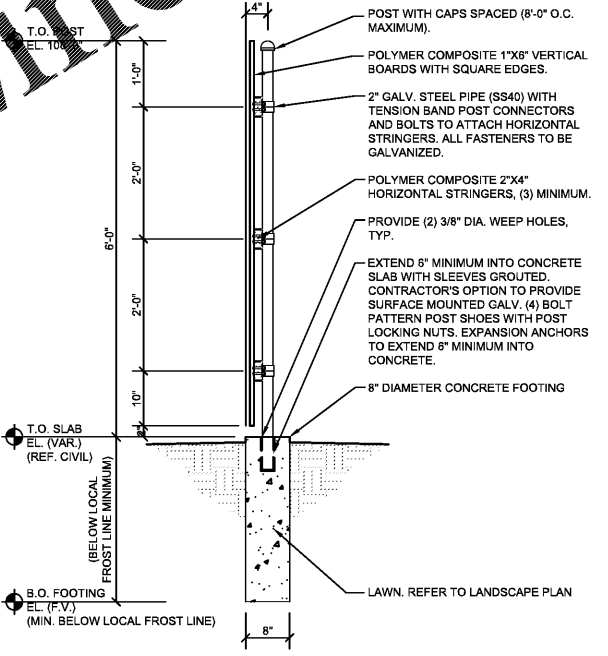


8 HANDICAP PARKING SIGN DETAIL
C2.2 SCALE: 3/4" = 1'-0"

PROVIDE DETECTABLE WARNINGS WITH RAISED PATTERN (CAUTION YELLOW COLOR WITH 9" DIA. AND RAISE .02" PER ADA 4.7.7)



9 DETECTABLE WARNING DETAIL
C2.2 SCALE: (NOT TO SCALE)



10 SCREEN FENCE SECTION
C2.2 SCALE: 3/4" = 1'-0"

Order Plans @ www.ArchDLine.com

ANDERSON ENGINEERING
EMPLOYEE OWNED

ENGINEERS - SURVEYORS - LABORATORIES - DRILLING
2045 W. WOODLAND SPRINGFIELD, MISSOURI 65807 - PHONE: (417) 866-2711
ANDERSON COMP 2625 - NEEL S BRADY, PEF 23475



CRAIG A. SCHNEIDER, AIA
ARCHITECT

1736 East Sunshine, Suite 417
Springfield, Missouri 65804

BY: JPH
NSB
C2.2
1-SSP-0268

PROJECT:
NEW O'REILLY AUTO PARTS STORE
US HWY 43
WINFIELD, AL

O'Reilly AUTO PARTS
CORPORATE OFFICES
233 SOUTH PATTERSON
SPRINGFIELD, MISSOURI 65802
(417) 862-2674 TELEPHONE

COMM # 4308
DATE: 5-3-19
REVISION
DATE: 05-30-19