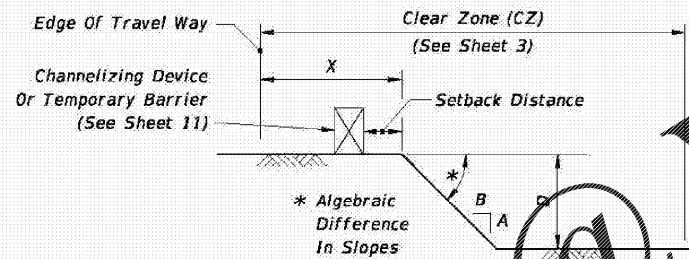


DROP-OFF CONDITION NOTES

1. These conditions and treatments can be applied only in work areas that fall within a properly signed work zone.
2. When drop-offs occur within the clear zone due to construction or maintenance activities, protection devices are required (See Table 1). A drop-off is defined as a drop in elevation, parallel to the adjacent travel lanes, greater than 3" with slope (A:B) steeper than 1:4. In superelevated sections, the algebraic difference in slopes should not exceed 0.25 (See Drop-off Condition Detail).
3. Drop-offs may be mitigated by placement of slopes with optional base material per Specifications Section 285. Slopes shallower than 1:4 may be required to avoid algebraic difference in slopes greater than 0.25. Include the cost for the placement and removal of the material in Maintenance of Traffic, LSD. Use of this treatment in lieu of a temporary barrier is not eligible for CSIP consideration. Conduct daily inspections for deficiencies related to erosion, excessive slopes, rutting or other adverse conditions. Repair any deficiencies immediately.
4. For Setback Distance, refer to the Index or Approved Products List (APL) drawing of the selected barrier.
5. For Conditions 1 and 3 provided in Table 1, any drop-off condition that is created and restored within the same work period will not be subject to the use of temporary barriers; however, channelizing devices will be required.
6. When permanent curb heights are $\geq 6"$, no channelizing device will be required. For curb heights $< 6"$, see Table 1.



DROP-OFF CONDITION DETAIL

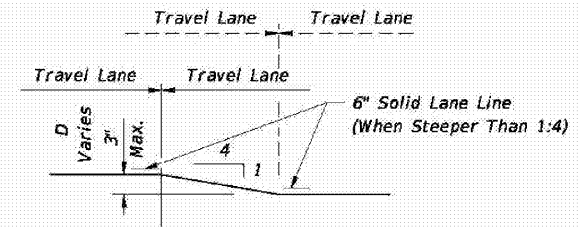
Table 1
Drop-off Protection Requirements

Condition	X (ft)	D (in.)	Device Required
1	0-12	> 3	Temporary Barrier
2	> 12-CZ	> 3 to ≤ 5	Channelizing Device
3	0-CZ	> 5	Temporary Barrier
4	Removal of Bridge or Retaining Wall Barrier		Temporary Barrier
5	Removal of portions of Bridge Deck		Temporary Barrier

BID SET
7-1-2019

TRAVEL LANE TREATMENT FOR MILLING OR RESURFACING NOTES

1. This treatment applies to resurfacing or milling operations between adjacent travel lanes.
2. Whenever there is a difference in elevation between adjacent travel lanes, the WB-11 sign with "UNEVEN LANES" is required at intervals of 1/2 mile maximum.
3. If D is 1 1/2" or less, no treatment is required.
4. Treatment allowed only when D is 3" or less.
5. If the slope is steeper than 1:4 (not to be steeper than 1:1), the R4-1 and M8-1-06 signs shall be used as a supplement to the WB-11; this condition should never exceed 3 miles in length.



TRAVEL LANE TREATMENT FOR MILLING OR RESURFACING DETAIL

PEDESTRIAN WAY DROP-OFF CONDITION NOTES

1. A pedestrian way drop-off is defined as:
 - a. a drop in elevation greater than 10" that is closer than 2' from the edge of the pedestrian way
 - b. a slope steeper than 1:2 that begins closer than 2' from the edge of the pedestrian way when the total drop-off is greater than 60"
2. Protect any drop-off adjacent to a pedestrian way with pedestrian longitudinal channelizing devices, temporary barrier wall, or approved handrail.

DROP-OFFS IN WORK ZONES

10/30/2017 9:36:08 AM

LAST REVISION	DESCRIPTION:
11/01/17	

FDOT FY 2018-19
STANDARD PLANS

GENERAL INFORMATION FOR TRAFFIC CONTROL THROUGH WORK ZONES


INDEX	SHEET
102-600	9 of 12

INDEX 102-600 SHEET 9

N.T.S.

SEP-01 3 04 2019 rev6d.dwg FDOT 6/27/2019 16:11:47

HOUGH ENGINEERING, INC.
CONSULTING ENGINEERS
1771 MANATEE AVE. W., BRADENTON FLORIDA 34205
PHONE : (941) 747-4838 · FAX : (941) 747-4072



DATE	DESCRIPTION
10/30/2017	ADD INDEX 102-600 SHEET TO THIS PROJECT

NO.	DATE	PROJECT NO.
1	11/01/17	SEP-01

7-ELEVEN, PARRISH
Driveway Connection Permit
Right Turn Lane
Paving, Grading & Drainage Details
SECTION: 32, TOWNSHIP: 43S, RANGE: 19E
MANATEE COUNTY, FLORIDA

DATE	SHEET NO.
11/01/17	5a