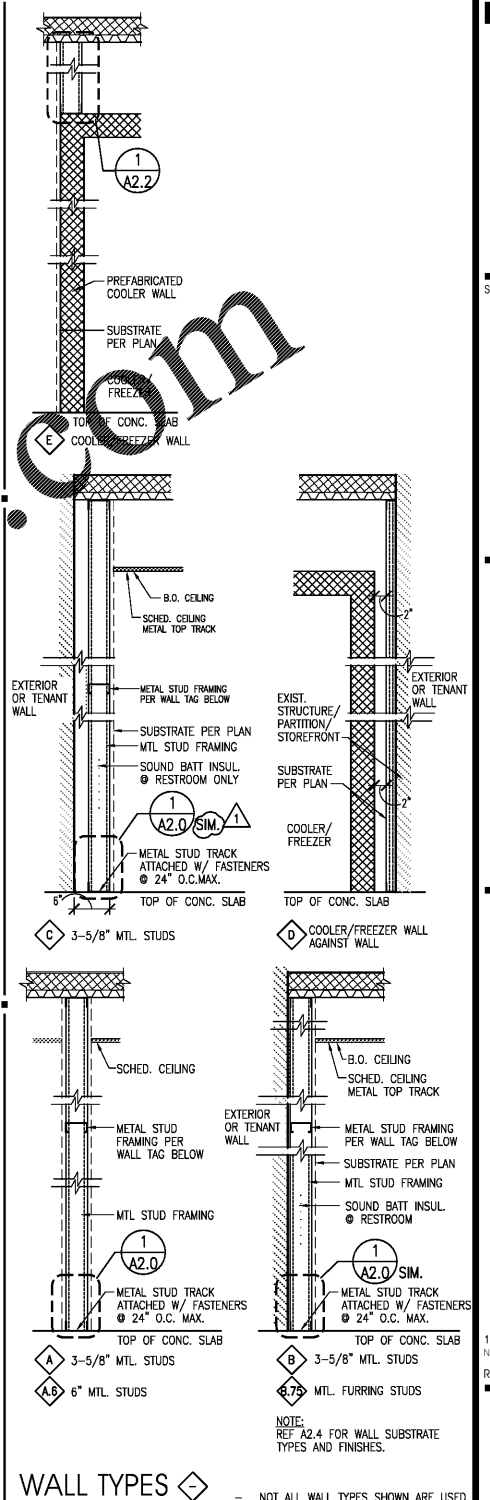
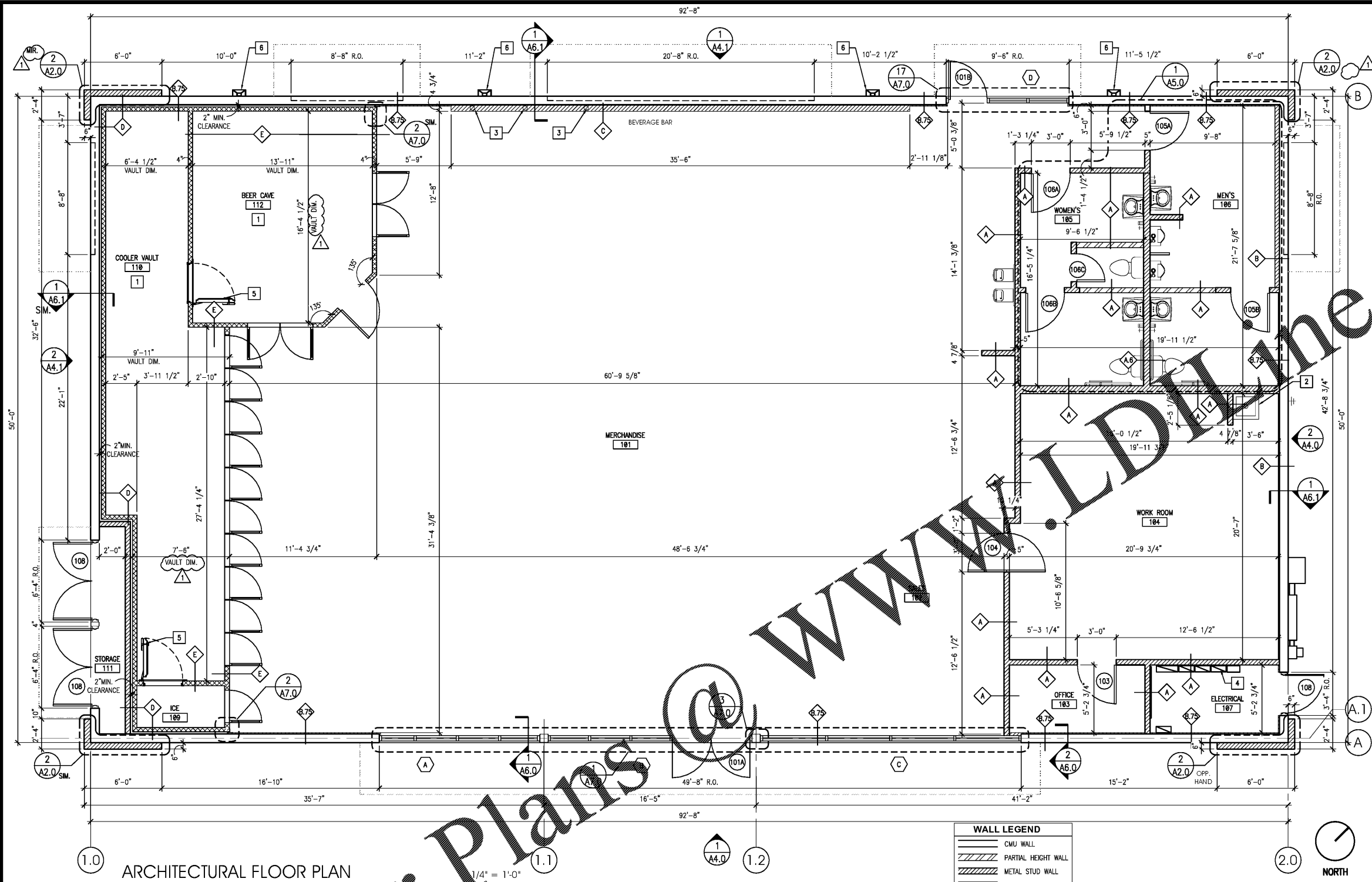


SEAL:

THIS DOCUMENT IS NOT
FOR REGULATORY
APPROVAL, PERMITTING,
OR CONSTRUCTION.

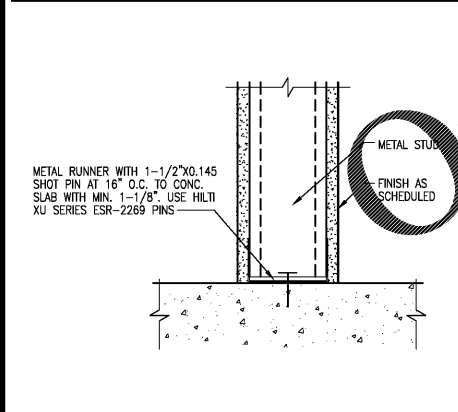


WALL LEGEND

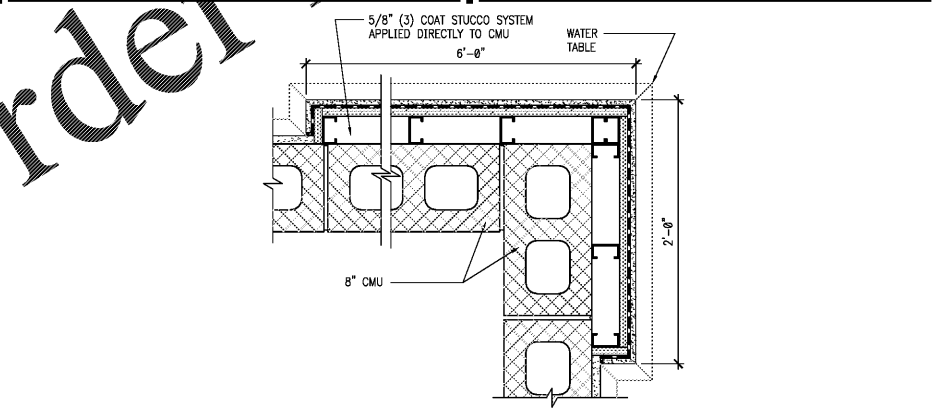
[Symbol]	CMU WALL
[Symbol]	PARTIAL HEIGHT WALL
[Symbol]	METAL STUD WALL
[Symbol]	COOLER WALL

ARCHITECTURAL FLOOR PLAN

WALL TYPES - NOT ALL WALL TYPES SHOWN ARE USED



1 BASE STUD CONNECTION TYPICAL DETAIL



2 CORNER PLASTER DETAIL

KEY NOTES

- PRE-FABRICATED COOLER WALLS, CEILING, FLOOR, DOORS AND RACKS. MAINTAIN 2" AIR SPACE BETWEEN COOLER AND ADJACENT WALLS PER MANUFACTURER'S SPECIFICATIONS. CONTRACTOR TO FIELD VERIFY DIMENSIONS WITH PROJECT MANAGER.
- MOP SINK; REFERENCE PLUMBING.
- PROVIDE SPACE FOR RECESSED BOX IN WALL FOR CO2 LINES AND PVC CONDUIT FOR POST MIX AND SLURREEE MACHINES.
- ELECTRICAL PANELS; REFERENCE ELECTRICAL SHEETS.
- COOLER ENTRY DOOR AND BEER ENTRY DOOR TO HAVE A MINIMUM 32" CLEARANCE.
- DOWNSPOUT INSIDE PLASTER; REFERENCE ELEVATIONS SHEET AA.1.

GENERAL NOTES

- CONTRACTORS SHALL NOT SCALE THESE DRAWINGS FOR CONSTRUCTION PURPOSES. IN THE EVENT OF OMISSION OF NECESSARY DIMENSIONS THE CONTRACTORS SHALL NOTIFY THE ARCHITECT, AND THE 7-ELEVEN CONSTRUCTION MANAGER.
- VERIFY ALL DIMENSIONS, CONDITIONS, AND GRADES AT JOB SITE PRIOR TO COMMENCING WORK.
- VERIFY SIZE, LOCATION, AND CHARACTERISTICS OF ALL WORK AND EQUIPMENT TO BE FURNISHED BY OWNER OR OTHERS, WITH THE MANUFACTURER OR SUPPLIER BEFORE ANY CONSTRUCTION PERTAINING TO SAME IS BEGUN.
- ERRORS AND/OR OMISSIONS IN ROOM, DOOR AND WINDOW SCHEDULES DO NOT RELIEVE THE CONTRACTOR FROM EXECUTING WORK SHOWN ON DRAWINGS OR DESCRIBED IN SPECIFICATIONS.
- ALL DIMENSIONS ON PLANS UNLESS OTHERWISE NOTED ARE TO FACE OF GYPSUM BOARD TO FACE OF GYPSUM BOARD AND FROM FACE OF INTERIOR FINISH SURFACE TO FACE OF EXTERIOR FINISH SURFACE.
- 2" AIR SPACE BETWEEN COOLER EXTERIOR WALL AND EXTERIOR WALL OF BUILDING, OR ANY EQUIPMENT TOUCHING COOLER. WALK-IN COOLER SUPPLIED BY 7-ELEVEN, INC. INSTALLATION TO BE DETERMINED BY CONSTRUCTION MANAGER.
- COOLERS TO HAVE A MINIMUM CLEAR CEILING HEIGHT OF 7'-0".
- ALL INTERIOR DOORS AT 6" FROM PARTITION WALL UNLESS OTHERWISE DIMENSIONED.
- G.C. TO PROVIDE AND INSTALL EMERGENCY TOOL KIT IN LOCATION DESIGNATED BY CONSTRUCTION MANAGER. TOOL KIT TO CONSIST OF:
 - RED EMERGENCY TOOL BOX - QUANTITY 1
 - CAUTION TAPE - QUANTITY 1 ROLL
 - SAFETY VEST - QUANTITY 2
 - CORED PHONE - QUANTITY 1
 - HAND HELD CALCULATORS - QUANTITY 2
 - FLASH LIGHT W/BATTERIES - QUANTITY 2
 - YELLOW FORMS FOLDER
 - DISASTER PREPAREDNESS INSTRUCTIONS
 - EMERGENCY CONTACT LIST
 - STORE EMPLOYEES' PHONE LIST
 - RETAIL INVENTORY ADJUSTMENT FORMS
 - STORE TO RENTAL TRANSFER
 - EMPLOYEE TIME SHEETS
- APPLY 3M SUN CONTROL WINDOW FILMS @ ALL SOUTH, EAST, AND WEST FACING GLASS (3M-1). NOTE NO FILM SHOULD BE APPLIED TO THE STOREFRONT DOORS. (REFERENCE SHEET A3.0 FOR MATERIALS SCHEDULE).
- G.C. TO FURNISH AND INSTALL RIS BACKBOARD AT ISP DESK. REFERENCE MATERIALS SCHEDULE ON SHEET A3.0.
- G.C. TO FILL ALL OPEN CELLS IN PERIMETER WALL WITH CORE-FILL 500.
- CONTRACTOR TO PROVIDE AND INSTALL WALL BACKING FOR WALL HUNG FIXTURES AND TOILET ACCESSORIES.
- ALL WOOD IN CONTACT WITH CONCRETE MUST BE PRESSURE TREATED MOISTURE RESISTANT WOOD.
- CONTRACTOR TO INSTALL COAT HOOKS FOR EMPLOYEES. REF. SHEET EF1 ITEM 220. INSTALL 2 IN OFFICE AND 3 IN BACKROOM. LOCATION TO BE DETERMINED BY CONSTRUCTION PROJECT MANAGER. SEE DOOR HARDWARE SCHEDULES.

1 03.18.19 PEER COMMENTS
NO. DATE REMARKS



BID SET
JUNE 27, 2019

7-ELEVEN
STORE #38777

12060 US 301 N
PARRISH, FL
34219

PROJECT NO: 2018.0891
DATE: FEBRUARY 26, 2019

A2.0
ARCHITECTURAL FLOOR PLAN

CHECKED: RW DRAWN: JUM

COPYRIGHT © 2019 INTERPLAN LLC. RESERVE COPYRIGHT & OTHER RIGHTS RESTRICTING THE REPRODUCTION, REPRODUCTION, CHANGE OR ASSIGNMENT ARE PROHIBITED.