

APPROVED SIGNATURE \_\_\_\_\_  
 APPROVED AS NOTED PRINT NAME \_\_\_\_\_  
 REVISION & RESUBMIT DATE \_\_\_\_\_

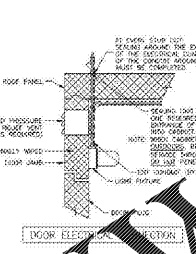
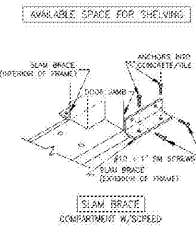
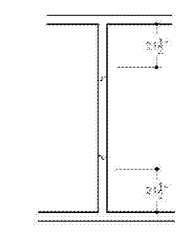
- 1) Please verify that door swing and location are correct.
- 2) If this walk-in is to be installed in a depression, or where the floor is to be applied to the interior, evaporator depth or the finished floor must be specified to insure proper door height.
- 3) All site preparation, floor or slab construction, plumbing, electrical connections (including central wiring), by others.
- 4) Electrical: 115-60-1 required above latch side of each door, through ceiling, to operate remote heater and light.
- 5) Specify note to General Contractor and Sub-Contractor for quality of concrete work. The floor must be smooth and level prior to installation. If concrete is to be poured, it is recommended that a 1/2\"/>

ITEM #56, 57, 58, 69, 73, 74 & 76

**American Panel** AMERICAN PANEL CORPORATION  
 3000 S.E. 7th St., Pompano Beach, FL 33062  
 (954) 781-1111

**BLOOMIN BRANDS, INC.**  
 1751 W. 48TH STREET  
 HIALEAH, FL 33012

DATE: 7/7/18  
 SCALE: 3/8\"/>



**REFRIGERATION SPECIFICATIONS:**

1 - CONDENSATION CONTROLS  
 2 - COMPRESSOR COVERS  
 3 - COMPRESSOR MOUNTING STRAPS

NOTE: THE LARGEST DOOR FRAME ON THIS UNIT IS 75\"/>

NOTE: SUPERSEDE ALL OTHER SPECIFICATIONS.

NOTE: DETAILS ARE SPECIFICATIONS.

**ELECTRICAL DATA:**

5 - POINT OF ELECTRICAL CONNECTIONS

INSULATION:

ROOF: 2\"/>

WALLS: 2\"/>

FLOOR: 2\"/>

**INSULATION R-VALUES:**

ROOF: 2\"/>

WALLS: 2\"/>

FLOOR: 2\"/>

**INSULATION R-VALUES:**

ROOF: 2\"/>

WALLS: 2\"/>

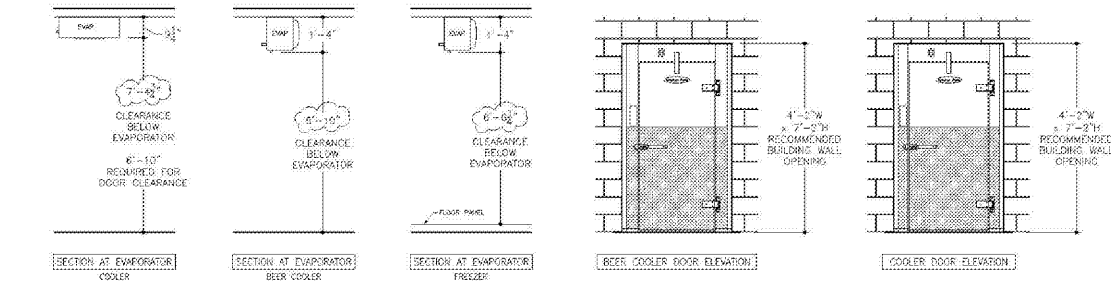
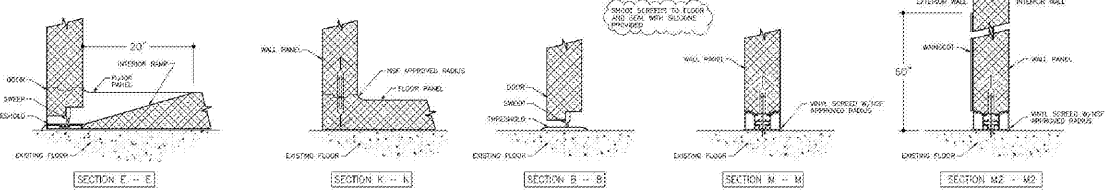
FLOOR: 2\"/>

**INSULATION R-VALUES:**

ROOF: 2\"/>

WALLS: 2\"/>

FLOOR: 2\"/>



APPROVED SIGNATURE \_\_\_\_\_  
 APPROVED AS NOTED PRINT NAME \_\_\_\_\_  
 REVISION & RESUBMIT DATE \_\_\_\_\_

- 1) Please verify that door swing and location are correct.
- 2) If this walk-in is to be installed in a depression, or where the floor is to be applied to the interior, evaporator depth or the finished floor must be specified to insure proper door height.
- 3) All site preparation, floor or slab construction, plumbing, electrical connections (including central wiring), by others.
- 4) Electrical: 115-60-1 required above latch side of each door, through ceiling, to operate remote heater and light.
- 5) Specify note to General Contractor and Sub-Contractor for quality of concrete work. The floor must be smooth and level prior to installation. If concrete is to be poured, it is recommended that a 1/2\"/>

**American Panel** AMERICAN PANEL CORPORATION  
 3000 S.E. 7th St., Pompano Beach, FL 33062  
 (954) 781-1111

**BLOOMIN BRANDS, INC.**  
 1751 W. 48TH STREET  
 HIALEAH, FL 33012

DATE: 7/7/18  
 SCALE: 3/8\"/>

Order Plans @

WWW.EDILING.COM

**OUTBACK**  
 STEAKHOUSE

Mark S. Salopek, LLC  
 3638 West Galloway Drive  
 Richmond, OH 44280  
 330.572.2112 330.572.2102

BLOOMIN BRANDS  
 HIALEAH, FL - OUTBACK STEAKHOUSE  
 1751 W 48TH STREET  
 HIALEAH, FLORIDA 33012

SHEET ISSUE  
 OUT TO PERMIT: 3/21/19

PRINCIPAL IN CHARGE: MS  
 PROJECT ARCHITECT: MS  
 DRAWN BY: TDD

SHEET TITLE: FOODSERVICE EQUIPMENT MANUFACTURER REFERENCE DETAILS FS401  
 PROJ. NO. 201821.29