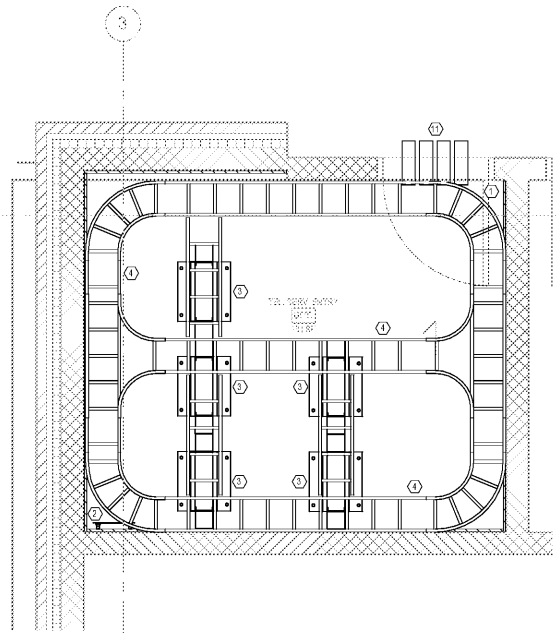


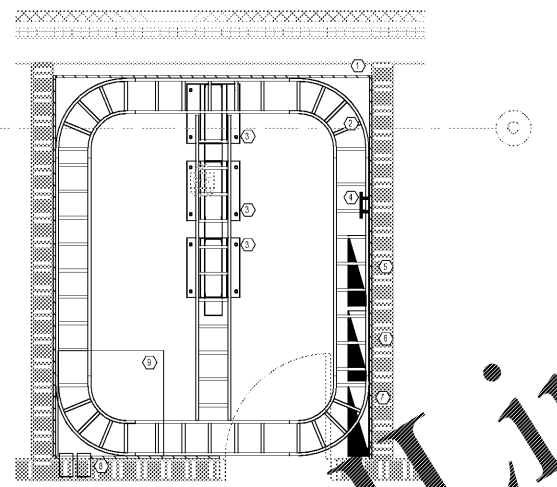
**NOT FOR
CONSTRUCTION**

No.	Description	Date
3	DD - GMP	2/19/21-03



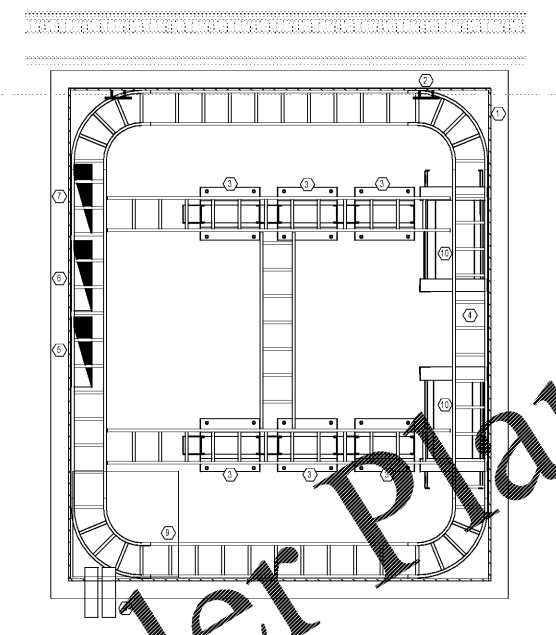
4 FLOOR PLAN - GROUND LEVEL ENLARGED MDF
1/2" = 1'-0"

- TECHNOLOGY ENLARGED PLAN KEYED NOTES - MDF**
- 1 PROVIDE PLYWOOD BACKBOARD, 8" HIGH x FULL LENGTH OF WALL MOUNTED WITH BOTTOM AT 6" ABOVE FINISHED FLOOR. ALL ELECTRICAL OUTLETS ROUTED INTO WALL BEHIND BACKBOARD FOR FLUSH MOUNT INSTALLATION OF FACEPLATES. BACKBOARDS ARE 3/4" THICK AC EXTERIOR GRADE PLYWOOD. ALL SCREWS COUNTERSUNK PRIMED WITH 2 COATS KILZ PRIMER, Sanded smooth AFTER EACH COAT. FINISHED WITH TWO COATS SEMI-GLOSS FIRE RETARDANT ENAMEL PAINT, COLOR BATTLESHIP GRAY. FINAL SURFACE IS UNIFORM SMOOTH AND EVEN. TOUCHED UP AT THE END OF THE PROJECT. COORDINATE WITH ELECTRICAL CONTRACTOR TO ENSURE THAT POWER RECEPTACLES ARE PROPERLY LOCATED WITH FACEPLATES FLUSH ON FACE OF BACKBOARD.
 - 2 PROVIDE GROUNDING BUSBAR, WITH TWO ROWS OF 7/16" ON CENTER HOLES AT 1" SPACING EACH WAY. ALL CONNECTIONS MADE WITH TWO HOLE LUG BARREL COMPRESSION LUGS AND BONDED TO BUSBAR WITH TWO 3/8" ON CENTER STAINLESS STEEL HEX HEAD CAP SCREWS WITH STAINLESS STEEL LOCKING NUTS. ROUTE 3/4" EMT CONDUIT TO MAIN ELECTRICAL PANEL FOR GROUNDING CONDUCTOR WITH INSULATED GROUNDING BUSHING.
 - 3 PROVIDE 8" x 19" FLOOR MOUNTED EQUIPMENT RACK.
 - 4 PROVIDE 12" WIDE CABLE RUNWAY, CHATSWORTH 10260-712 OR EQUAL, COLOR BLACK. PROVIDE BUTT SPlice SECTIONS OF CABLE RUNWAY PAINT BEFORE INSTALLING AND TOUCH UP AFTER INSTALLATION. INSTALL ALL NEW CABLE RUNWAY, FITTINGS AND ACCESSORIES IN ACCORDANCE WITH MANUFACTURER'S PRINTED INSTRUCTIONS.
 - 5 SPACE RESERVED FOR FIRE ALARM CONTROL PANEL.
 - 6 SPACE RESERVED FOR ACCESS CONTROL PANELS.
 - 7 SPACE RESERVED FOR SERVICE PROVIDERS.
 - 8 PROVIDE (2) 4" CONDUIT PATHWAYS, PROVIDE E-Z-PATH OR APPROVED EQUAL FIRE RATED OPENINGS AT EACH LOCATION.
 - 9 PROVIDE 36" x 36" SUSPENDED CABLE SLACK TRAY.
 - 10 PROVIDE 4 POST FLOOR MOUNTED EQUIPMENT RACK.
 - 11 PROVIDE (4) 4" CONDUIT PATHWAYS, PROVIDE E-Z-PATH OR APPROVED EQUAL FIRE RATED OPENINGS AT EACH LOCATION.

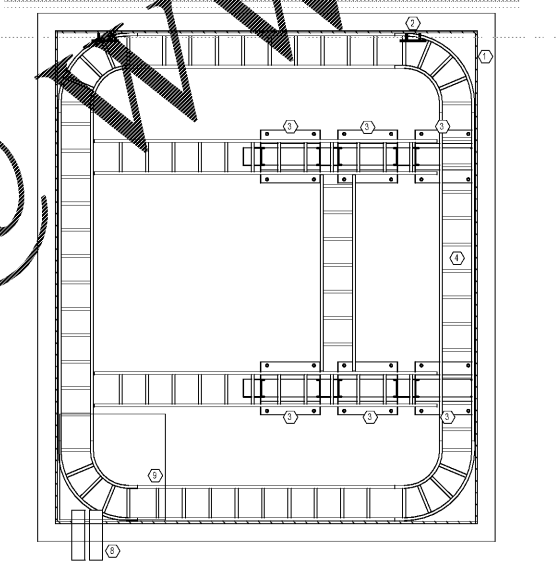


1 GROUND LEVEL ENLARGED IDF
1/2" = 1'-0"

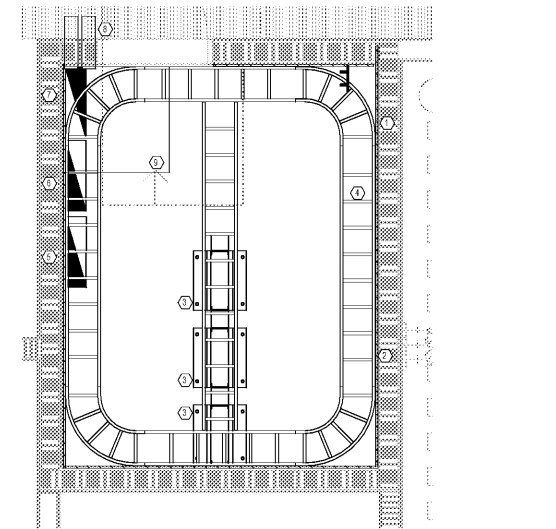
- TECHNOLOGY ENLARGED PLAN KEYED NOTES - (TYPICAL ALL VIEWS)**
- 1 PROVIDE PLYWOOD BACKBOARD, 8" HIGH x FULL LENGTH OF WALL MOUNTED WITH BOTTOM AT 6" ABOVE FINISHED FLOOR. ALL ELECTRICAL OUTLETS ROUTED INTO WALL BEHIND BACKBOARD FOR FLUSH MOUNT INSTALLATION OF FACEPLATES. BACKBOARDS ARE 3/4" THICK AC EXTERIOR GRADE PLYWOOD. ALL SCREWS COUNTERSUNK PRIMED WITH 2 COATS KILZ PRIMER, Sanded smooth AFTER EACH COAT. FINISHED WITH TWO COATS SEMI-GLOSS FIRE RETARDANT ENAMEL PAINT, COLOR BATTLESHIP GRAY. FINAL SURFACE IS UNIFORM SMOOTH AND EVEN. TOUCHED UP AT THE END OF THE PROJECT. COORDINATE WITH ELECTRICAL CONTRACTOR TO ENSURE THAT POWER RECEPTACLES ARE PROPERLY LOCATED WITH FACEPLATES FLUSH ON FACE OF BACKBOARD.
 - 2 PROVIDE GROUNDING BUSBAR, WITH TWO ROWS OF 7/16" ON CENTER HOLES AT 1" SPACING EACH WAY. ALL CONNECTIONS MADE WITH TWO HOLE LUG BARREL COMPRESSION LUGS AND BONDED TO BUSBAR WITH TWO 3/8" ON CENTER STAINLESS STEEL HEX HEAD CAP SCREWS WITH STAINLESS STEEL LOCKING NUTS. ROUTE 3/4" EMT CONDUIT TO MAIN ELECTRICAL PANEL FOR GROUNDING CONDUCTOR WITH INSULATED GROUNDING BUSHING.
 - 3 PROVIDE 8" x 19" FLOOR MOUNTED EQUIPMENT RACK.
 - 4 PROVIDE 12" WIDE CABLE RUNWAY, CHATSWORTH 10260-712 OR EQUAL, COLOR BLACK. PROVIDE BUTT SPlice SECTIONS OF CABLE RUNWAY PAINT BEFORE INSTALLING AND TOUCH UP AFTER INSTALLATION. INSTALL ALL NEW CABLE RUNWAY, FITTINGS AND ACCESSORIES IN ACCORDANCE WITH MANUFACTURER'S PRINTED INSTRUCTIONS.
 - 5 SPACE RESERVED FOR FIRE ALARM CONTROL PANEL.
 - 6 SPACE RESERVED FOR ACCESS CONTROL PANELS.
 - 7 SPACE RESERVED FOR SERVICE PROVIDERS.
 - 8 PROVIDE (2) 4" CONDUIT PATHWAYS, PROVIDE E-Z-PATH OR APPROVED EQUAL FIRE RATED OPENINGS AT EACH LOCATION.
 - 9 PROVIDE 36" x 36" SUSPENDED CABLE SLACK TRAY.



3 LEVEL 9 - ENLARGED MDF
1/2" = 1'-0"



5 LEVEL 9 - ENLARGED DAS
1/2" = 1'-0"



2 TYPICAL ENLARGED IDF PLANS
1/2" = 1'-0"

TYPICAL OF 5TH FLOOR WEST, CENTRAL & EAST
TYPICAL OF 6TH FLOOR WEST, CENTRAL & EAST
TYPICAL OF 7TH FLOOR WEST, CENTRAL & EAST
TYPICAL OF 8TH FLOOR WEST, CENTRAL & EAST

Order Plans @

WWW.LDILINE.COM