



Project
**THE CENTER FOR
 ADVANCED SURGICAL
 SERVICES (CASS)**
 88 JESSE HILL DRIVE
 ATLANTA, GA 30303


Prepared For
GRADY HEALTH SYSTEM
 80 JESSE HILL DR. SE
 ATLANTA, GA 30303



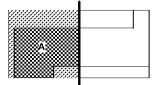
Hellmuth, Obata & Kassabaum, Inc.
 191 Peachtree Street, NE, Suite 2250
 Atlanta, GA 30303 USA
 T+1 404 439 9000 F+1 404 439 9001

All reproduction & intellectual property rights reserved © 2019

In Association with



Key Plan



Professional Seal
 Emory Neal Boothe, P.E.
 Georgia License #PE039005

**NOT FOR
 CONSTRUCTION**


No.	Description	Date
1	DD - GMP	2019-07-03

Project No: 18.16013.00
 Sheet Title

**LEVEL 1 FLOOR PLAN -
 WEST - POWER**

Original is 30 x 42. Do not scale contents of this drawing.
 Sheet Number

E201A



REFER TO R. POWELL & ASSOCIATES DRAWINGS FOR WORK IN THIS AREA.

- GENERAL POWER PLAN NOTES:**
1. VERIFY AND COORDINATE EXACT ELECTRICAL REQUIREMENTS OF ALL EQUIPMENT WITH MANUFACTURER'S RECOMMENDATIONS PRIOR TO INSTALLATION OF EQUIPMENT. MODIFY LAYOUT AS REQUIRED PER MANUFACTURER'S SPACE REQUIREMENTS.
 2. REFER TO ARCHITECTURAL ELEVATIONS AND CASEWORK DRAWINGS FOR FINAL MOUNTING HEIGHTS AND INSTALLATION REQUIREMENTS OF ALL DEVICES. UNLESS NOTED OTHERWISE, ARCHITECTURAL ELEVATIONS SHALL DICTATE MOUNTING HEIGHTS OF ALL FIXTURES AND DEVICES.
 3. COORDINATE FINAL LOCATIONS OF ALL DIVISION 23 EQUIPMENT IN FIELD WITH DIVISION 23 EQUIPMENT. FIELD LOCATIONS SHALL DICTATE.
 4. COORDINATE MOUNTING HEIGHTS AND LOCATIONS OF ALL DEVICES WITH ARCHITECTURAL ELEVATIONS AND CASEWORK.
 5. CRITICAL BRANCH WIRING FROM ANY PANEL DOWNSTREAM OF AUTOMATIC TRANSFER SWITCHES AT 40' AND AT 50' SHALL NOT BE ON THE SAME RACEWAY. CONTRACTOR SHALL MAINTAIN SEPARATION OF THESE TRANSFER SWITCHES AND THEIR DISTRIBUTION ALL THE WAY TO THE LOADS.

KEY NOTE

Order Plans @ www.LDILine.com

1 FLOOR PLAN - LEVEL 1 - WEST - POWER
 1/8" = 1'-0"