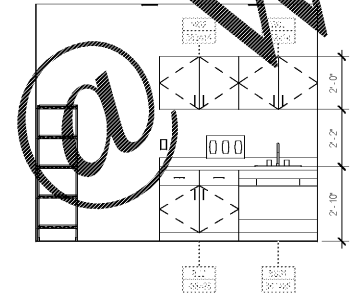
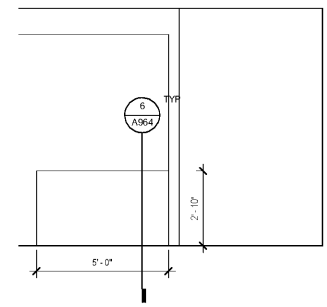


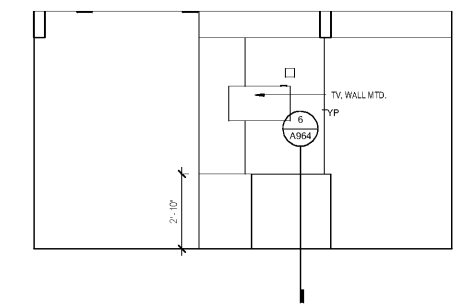
Order Plans



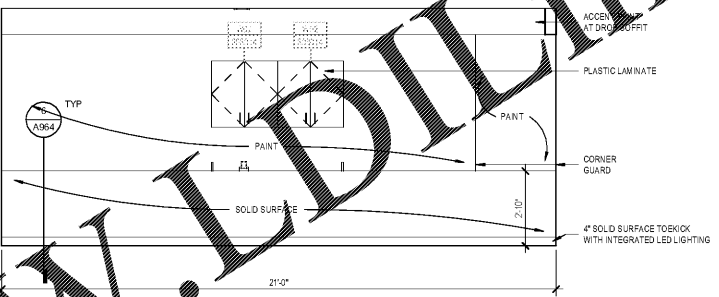
7 IMAGING RF BARIUM PREP - E  
3/8" = 1'-0"



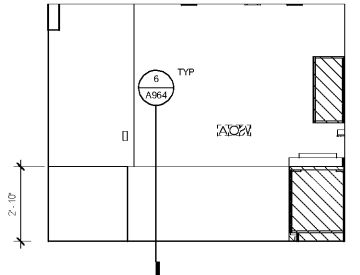
6 IMAGING CENTRAL WORKSTATION - ALCOVE  
3/8" = 1'-0"



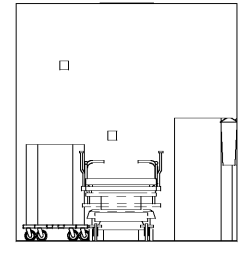
4 IMAGING WORK STATION - S  
3/8" = 1'-0"



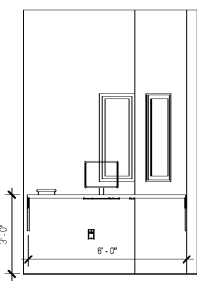
3 IMAGING CENTRAL NURSE STATION - E  
3/8" = 1'-0"



2 IMAGING NURSE STATION - N  
3/8" = 1'-0"



1 TYP IV PREP - N  
3/8" = 1'-0"



8 IMAGING RAD ROOM WKSTN - W  
3/8" = 1'-0"

SHEET SPECIFIC NOTES

- A. GENERAL NOTES:**
1. TRUE NORTH USED FOR NORTH, EAST, SOUTH, AND WEST DESIGNATIONS. REFER TO NORTH ARROW ON FLOOR PLANS.
  2. EQUIPMENT IS SHOWN FOR SPACE PLANNING AND MOUNTING-HEIGHT PURPOSES ONLY. REFER TO MEDICAL EQUIPMENT DRAWINGS FOR QUANTITIES, DIMENSIONS, POWER REQUIREMENTS AND ADDITIONAL INFORMATION.
  3. ALL CASEWORK TO BE LOCKABLE, U.N.D.
  4. REFER TO ENLARGED PLANS, ELEVATIONS AND DETAILS FOR CLARIFICATION OF EXTENT OF FINISH MATERIALS AND ADDITIONAL INFORMATION.
  5. REFER TO A400 SERIES SHEETS FOR TYPICAL CASEWORK SECTIONS AND GENERAL NOTES.
  6. REFER TO A220 SERIES FINISH PLANS FOR FINISH & WALL PROTECTION SYSTEM EXTENTS AND INFORMATION.
  7. REFER TO A220.1, A220.2 FOR WALL PROTECTION SYSTEM, REGLET AND FINISH SCHEDULE.
  8. WHERE TRANSITIONS OF WALL PROTECTION SYSTEMS OCCUR, REGLET TRANSITIONS PIECES AS FOLLOWS:
    - A. AT CORNER TRANSITIONS USE REGLET #125-217 CLEAR ANODIZED
    - B. AT TRANSITION FROM WALL PROTECTION TO GYPSUM FRY REGLET USE WCBT #125-217 CLEAR ANODIZED
    - C. AT TRANSITION FROM WALL PROTECTION TO WALL PROTECTION USE WCBT #125-217 CLEAR ANODIZED
- B. DEFINITIONS:**
1. GWS - GYPSUM WALL BOARD
  2. WPS - WALL PROTECTION SYSTEM



Project  
THE CENTER FOR  
ADVANCED SURGICAL  
SERVICES (CASS)  
80 GILMER STREET SE  
ATLANTA, GA 30303

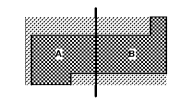
Prepared For  
GRADY HEALTH SYSTEM  
80 JESSE HILL DR. SE  
ATLANTA, GA 30303



Hok  
Hok, Inc. & K&S, Inc.  
133 Peachtree Street, NE, Suite 4800  
Atlanta, GA 30303 USA  
+1 404 439 9000 +1 404 439 9001

All reproduction & intellectual property rights reserved © 2019  
in Association with

Key Plan



Professional Seal

NOT FOR  
CONSTRUCTION

No.	Description	Date
1	ED - GMP	2019-07-03

Project No: 18.16013.00  
Sheet Title  
CLINICAL ELEVATIONS  
- LEVEL 07

Original is 20 x 43. Do not scale contents of this drawing  
Sheet Number

A647.5