

SHEET SPECIFIC NOTES

- A. GENERAL NOTES:**
1. TRUE NORTH USED FOR NORTH, EAST, SOUTH, AND WEST DESIGNATIONS. REFER TO NORTH ARROW ON FLOOR PLANS.
 2. EQUIPMENT IS SHOWN FOR SPACE PLANNING AND MOUNTING-HEIGHT PURPOSES ONLY. REFER TO MECHANICAL EQUIPMENT DRAWINGS FOR QUANTITIES, DIMENSIONS, POWER REQUIREMENTS AND ADDITIONAL INFORMATION.
 3. ALL CASEWORK TO BE LOCKABLE, UN.O.
 4. REFER TO ENLARGED PLANS, ELEVATIONS AND DETAILS FOR CLARIFICATION OF EXTENT OF FINISH MATERIALS AND ADDITIONAL INFORMATION.
 5. REFER TO A200 SERIES SHEETS FOR TYPICAL CASEWORK SECTIONS AND GENERAL NOTES.
 6. REFER TO A220 SERIES FINISH PLANS FOR FINISH & WALL PROTECTION SYSTEM EXTENTS AND INFORMATION.
 7. REFER TO A220.1, A220.2 FOR WALL PROTECTION SYSTEM LEGEND AND FINISH SCHEDULE.
 8. WHERE TRANSITIONS OF WALL PROTECTION SYSTEM OCCUR, REGLET TRANSITIONS SHOULD BE USED.
 9. AT CORNER TRANSITIONS USE REGLET 125-21 CLEAR ANODIZED.
 10. AT TRANSITION FROM WALL PROTECTION TO GYP, USE FRY REGLET W/ 125-21 CLEAR ANODIZED.
 11. TRANSITION FROM WALL PROTECTION TO WALL PROTECTION USE REGLET 125-21 CLEAR ANODIZED.
- B. DEFINITIONS:**
1. GWB - GYPSUM WALL BOARD
 2. W - WALL PROTECTION SYSTEM



Project
**THE CENTER FOR
 ADVANCED SURGICAL
 SERVICES (CASS)**
 80 GILMER STREET SE
 ATLANTA, GA 30303

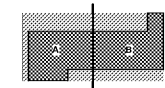
Prepared For
GRADY HEALTH SYSTEM
 80 JESSE HILL DR. SE
 ATLANTA, GA 30303



Hok, Inc. & K&S, Inc.
 133 Peachtree Street, NE, Suite 4800
 Atlanta, GA 30303 USA
 T+1 404 439 9000 F+1 404 439 9001

All reproduction & intellectual property rights reserved © 2019
 In Association with

Key Plan



Professional Seal

**NOT FOR
 CONSTRUCTION**

No.	Description	Date
1	ED - GMP	2019-07-03


Project No: 18.16013.00
 Sheet Title
INTERIOR ELEVATIONS

Original is 20 x 42. Do not scale contents of this drawing
 Sheet Number

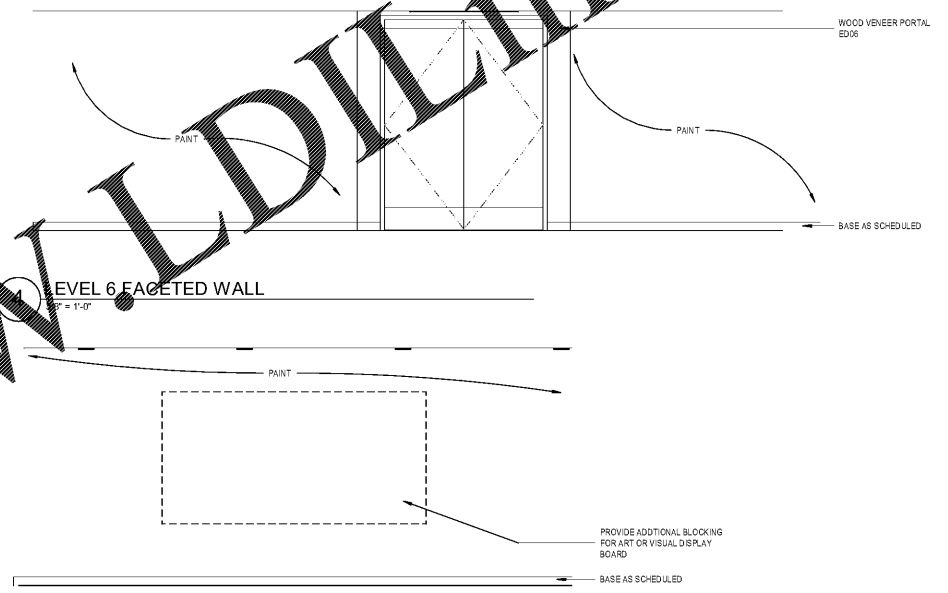
A607

Order Plans @

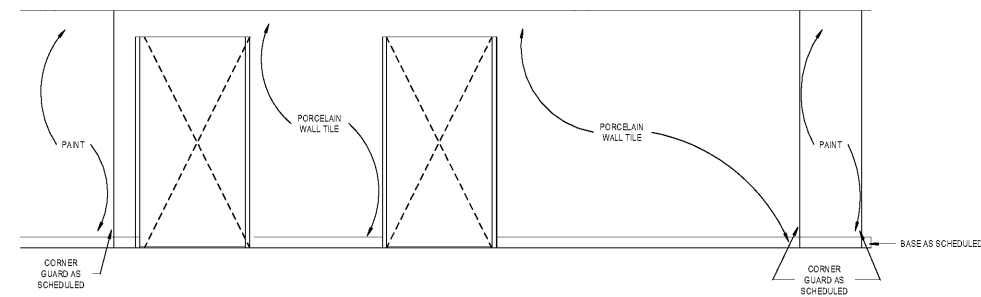
WWW.LDILine.com



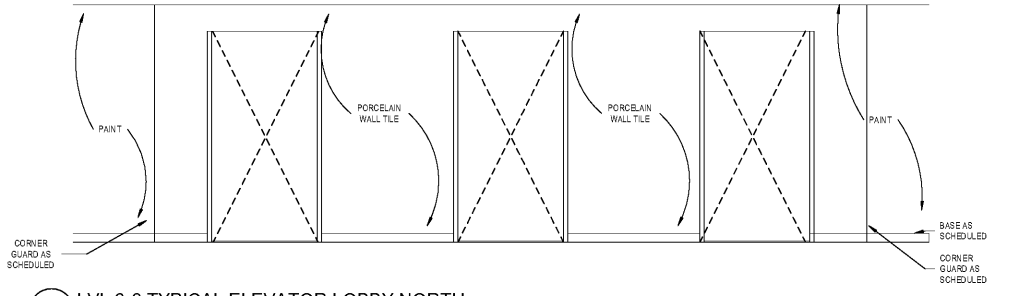
5 LOBBY PORTAL
 3/8" = 1'-0"



3 TYPICAL ELEVATOR WALL
 3/8" = 1'-0"



2 TYPICAL ELEVATOR LOBBY SOUTH
 3/8" = 1'-0"



1 LVL 6-8 TYPICAL ELEVATOR LOBBY NORTH
 3/8" = 1'-0"