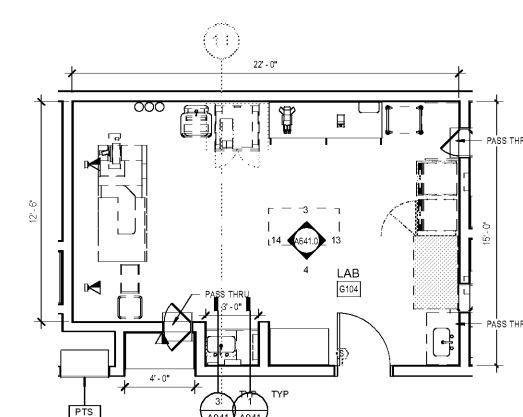
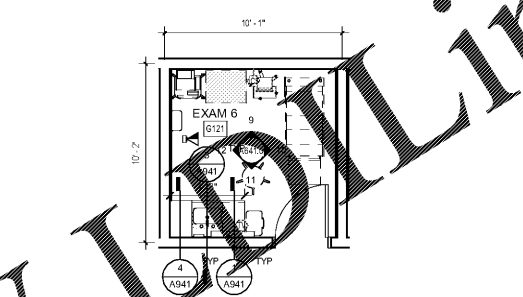


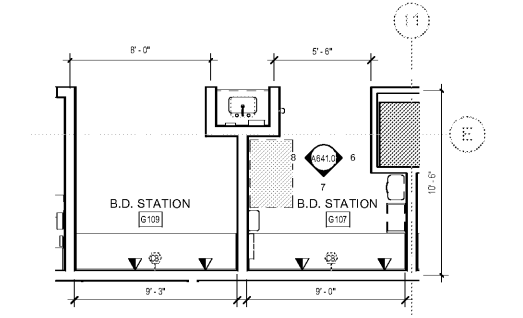
5 GROUND FLOOR STAFF LOUNGE
1/4" = 1'-0"



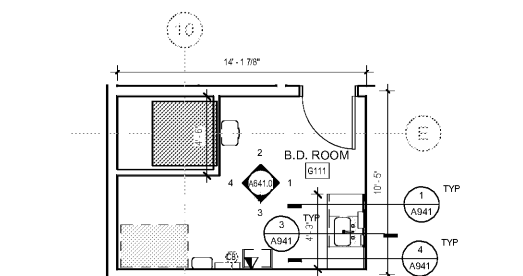
4 LAB
1/4" = 1'-0"



3 PAT EXAM ROOM
1/4" = 1'-0"



2 BLOOD DRAW STATION
1/4" = 1'-0"



1 BLOOD DRAW ROOM
1/4" = 1'-0"

SHEET SPECIFIC NOTES

- A. GENERAL NOTES:**
1. TRUE NORTH USED FOR NORTH, EAST, SOUTH, AND WEST DESIGNATIONS. REFER TO NORTH ARROW ON FLOOR PLANS.
 2. EQUIPMENT IS SHOWN FOR SPACE PLANNING AND MOUNTING-HEIGHT PURPOSES ONLY. REFER TO MECHANICAL EQUIPMENT DRAWINGS FOR QUANTITIES, DIMENSIONS, POWER REQUIREMENTS AND ADDITIONAL INFORMATION.
 3. ALL CASEWORK TO BE LOCKABLE, U.N.O.
 4. REFER TO ENLARGED PLANS, ELEVATIONS AND DETAILS FOR CLARIFICATION OF EXTENT OF FINISH MATERIALS AND ADDITIONAL INFORMATION.
 5. REFER TO A940 SERIES SHEETS FOR TYPICAL CASEWORK SECTIONS AND GENERAL NOTES.
 6. REFER TO A220 SERIES FINISH PLANS FOR FINISH & WALL PROTECTION SYSTEM EXTENTS AND INFORMATION.
 7. REFER TO A220.1, A220.2 FOR WALL PROTECTION SYSTEMS, E66000 FINISH SCHEDULE.
 8. WHERE TRANSITIONS OF WALL PROTECTION SYSTEM USE REGLET TRANSITIONS PIECES AS FOLLOWS:
 - A. AT CORNER TRANSITION USE REGLET W/ 1/2" X 1/2" CLEAR ANODIZED
 - B. AT TRANSITION FROM WALL PROTECTION TO EXPOSED FRY REGLET W/ 1/2" X 1/2" CLEAR ANODIZED
 - C. AT TRANSITION FROM WALL PROTECTION TO WALL PROTECTION USE W/ 1/2" X 1/2" CLEAR ANODIZED
- B. DEFINITIONS:**
1. GWS - GYPSUM WALL BOARD
 2. WPS - WALL PROTECTION SYSTEM



Project
**THE CENTER FOR
ADVANCED SURGICAL
SERVICES (CASS)**
80 GILMER STREET SE
ATLANTA, GA 30303

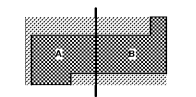
Prepared For
GRADY HEALTH SYSTEM
80 JESSE HILL DR. SE
ATLANTA, GA 30303



Hok, Inc. / Jacobs & Kasstbaum, Inc.
133 Peachtree Street, NE, Suite 4800
Atlanta, GA 30303 USA
+1 404 439 9000 +1 404 439 9001

All reproduction & intellectual property rights reserved © 2019
An Association with

Key Plan



Professional Seal

**NOT FOR
CONSTRUCTION**

No.	Description	Date
1	DD - GWP	2019-07-03

Project No: 18.16013.00
Sheet Title

**ENLARGED PLANS -
CLINICAL ROOMS**

Original is 20 x 33. Do not scale contents of this drawing
Sheet Number

A541

Order Plans @ www.wdwonline.com