

1 LEVEL 8 FINISH PLAN - WEST
1/8" = 1'-0"

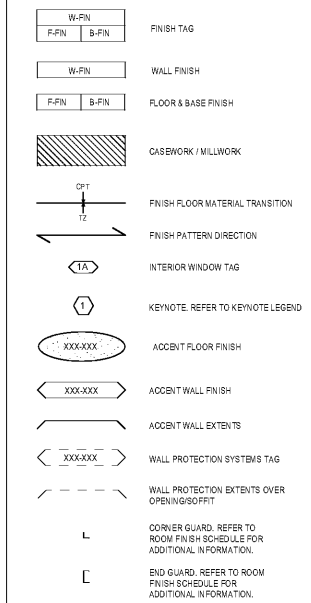
GENERAL FINISH NOTES

- A. GENERAL NOTES:**
1. TRUE NORTH USED FOR NORTH, EAST, SOUTH, AND WEST DESIGNATIONS. REFER TO NORTH ARROW ON FLOOR PLANS.
 2. ALL WALLS TO BE PT-01, UON.
 3. ALL GWB CEILINGS TO BE PT-01, UON.
 4. ALL VERTICAL SURFACES UON SHALL RECEIVE WALL BASE COVEBASE AT RESILIENT FLOORING, UON.
 5. REFER TO ENLARGED PLANS, ELEVATIONS AND DETAILS FOR CLARIFICATION OF EXTENT OF FINISH MATERIALS AND ADDITIONAL INFORMATION.
 6. PAINT CEILING ACCESS PANELS WHERE THEY OCCUR TO MATCH ADJACENT CEILING FINISH.
 7. APPLY FABRIC SO WALL IS DIVIDED WITH A MINIMUM NUMBER OF SEAMS, AND WITH EQUAL WIDTH PANELS UON.
 8. ALL INTERSECTIONS OF FLOOR FINISH MATERIALS SHALL BE SET DIRECTLY UNDER CENTER OF DOOR, WHERE OCCUR.
 9. PAINT ALL EXPOSED SURFACES UON INCLUDING DOOR FRAMES, G. FIRE HOSE OR EXTINGUISHER CABINETS, AND PIPING UON.
 10. ALL COLUMNS TO RECEIVE PAINTING AND FINISHING, UON.
 11. ALL DOOR FRAMES TO BE PT-11, UON.
 12. ALL WALL BASE TO BE PT-03, UON.
 13. REFLECTANCE WALL PANELS, CABINET FINISHED PANEL, PLASTER, AND TILE SHALL RECEIVE FINISH AS NOTED.
 14. SEE FINISH WPS SCHEDULE ON A 220 AND 220.1 FOR FURTHER INFORMATION.
 15. ALL EXPOSED STRUCTURE CEILING TO BE PAINTED WITH PT-0X, UON.
 16. CORNER GUARDS (CG-1) IS TO BE INSTALLED ON ALL EXTERIOR CORNERS WHERE WHEELCHAIR AND STRETCHER TRAFFIC OCCURS UON. 1-1/2" CORNER GUARDS SHALL OCCUR IN PUBLIC LOBBY SPACES UON.
 17. TRANSITION OF FLOORING MATERIAL TO OCCUR IN CENTER OF CLOSED DOOR. SCHLUTER STRIP, SCHUBER ALUMINUM FINISH TO BE USED WHERE DIFFERENT MATERIALS MEET OR IN INTERSECT UON. MAINTAINING ADA AND TRIP FREE TRANSITION OF FLOORING SURFACES. SIZE AND/OR HEIGHT OF TRANSITION STRIP TO BE DETERMINED BY CONTRACTOR BASED ON SURFACES JOINED.
 18. WALL MATERIALS (IE. TILE, WALL PROTECTION, ACCENT PAINT COLOR, ETC.) SHALL NOT END ON AN EXTERIOR CORNER UON, ON PLAN.
 19. DIAGONAL ZINC STRIPS TO OCCUR IN LOBBY. REFER TO PLAN FOR PATTERN.
 20. UNDERSIDE OF EXPOSED CONCRETE PARKING FLOORS SHOULD BE PAINTED WHITE.
 21. EXTERIOR OF THE CONCRETE PARKING VEHICULAR BARRIERS WILL BE PAINTED LIGHT GRAY.
 22. ALL WALLS WITH ACCENT PWC-2 THROUGH PWC-6 TO RECEIVE LEVEL 8 FINISH ON PARTITION TYPE.

B. DEFINITIONS:


1. GWB - GYPSUM WALL BOARD
2. WPS - WALL PROTECTION SYSTEM

INTERIOR PLAN LEGEND



Project
**THE CENTER FOR
ADVANCED SURGICAL
SERVICES (CASS)**
80 GILMER STREET SE
ATLANTA, GA 30303

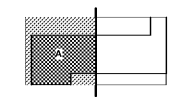
Prepared For
GRADY HEALTH SYSTEM
80 JESSE HILL DR. SE
ATLANTA, GA 30303



Hok
Hok, Inc. & K&S, Inc.
133 Peachtree Street, NE, Suite 4800
Atlanta, GA 30303 USA
+1 404 439 9000 +1 404 439 9001

All reproduction & intellectual property rights reserved ©
2019. In Association with

Key Plan



Professional Seal

**NOT FOR
CONSTRUCTION**

No.	Description	Date
1	ED - GMP	2019.07.03

Project No: 18.16013.00
Sheet Title

**LEVEL 8 FINISH PLAN -
WEST**

Original is 20 x 42. Do not scale contents of this drawing.
Sheet Number

A228A