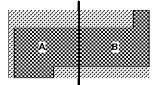




Key Plan



Professional Seals

**NOT FOR
 CONSTRUCTION**

No. Description Date

1. DD - GMP 2019.07.03

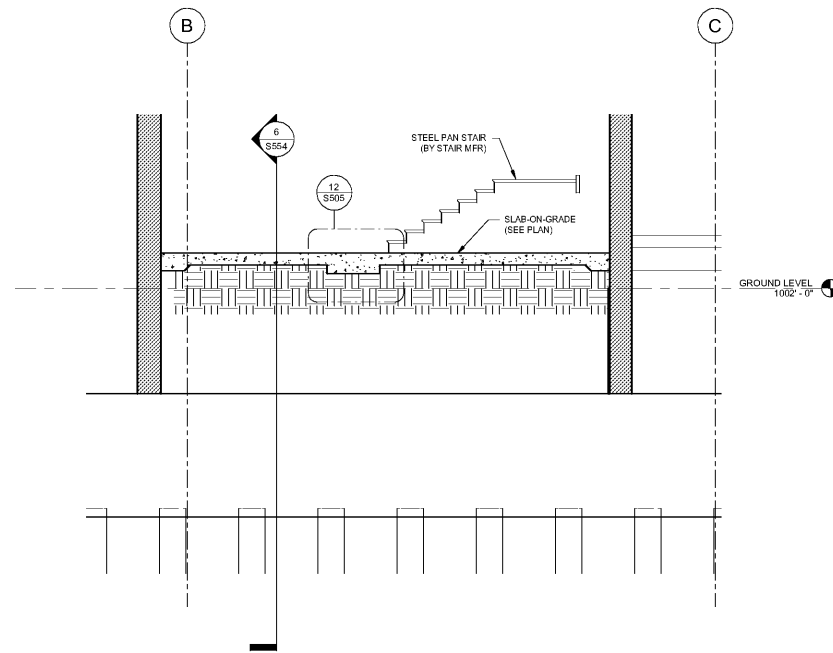
Project No: 18.16013.00

Sheet Title

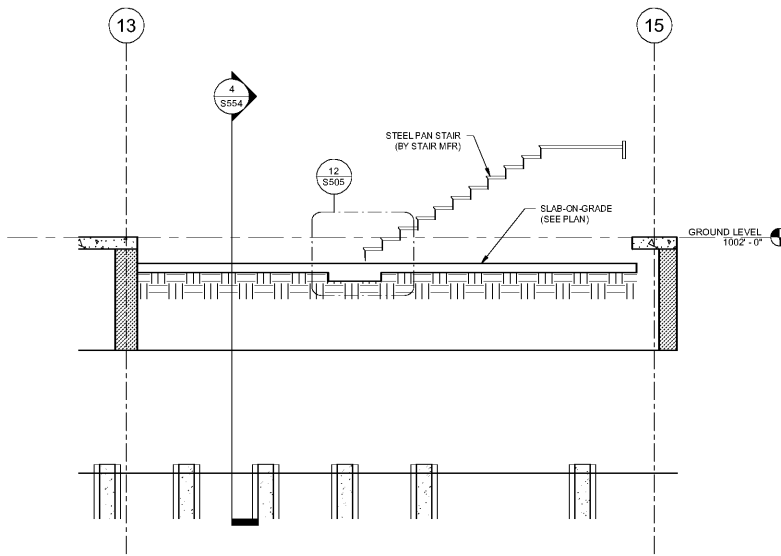
FOUNDATION DETAILS

Original is 30 x 42. Do not scale contents of this drawing.
 Sheet Number

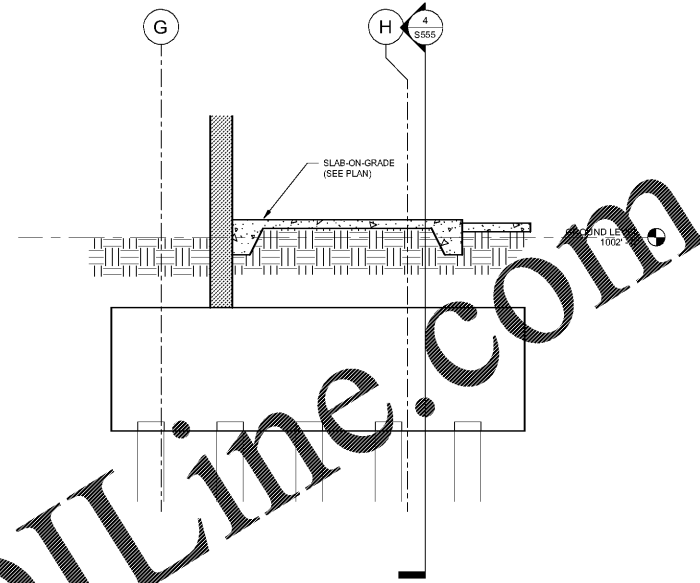
S555



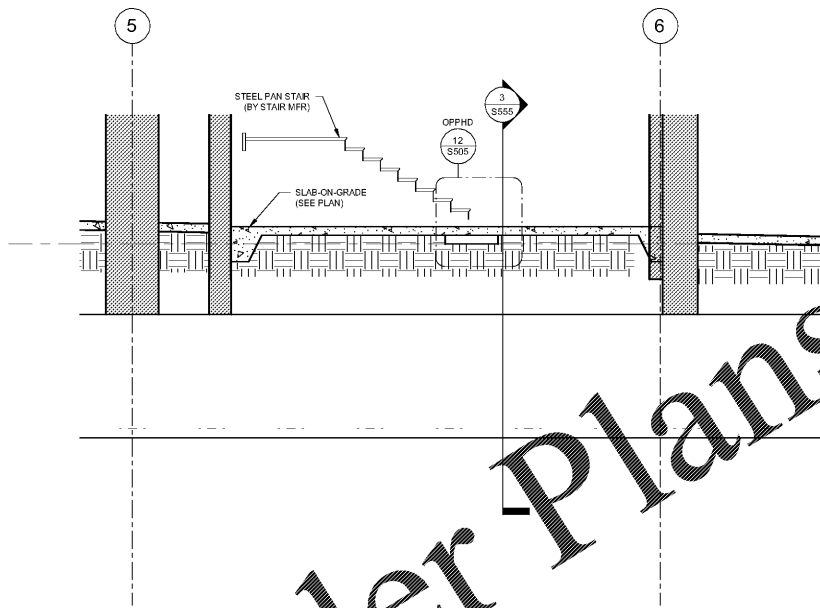
1 SECTION THROUGH WEST STAIR (LOOKING EAST)
 1/4" = 1'-0"



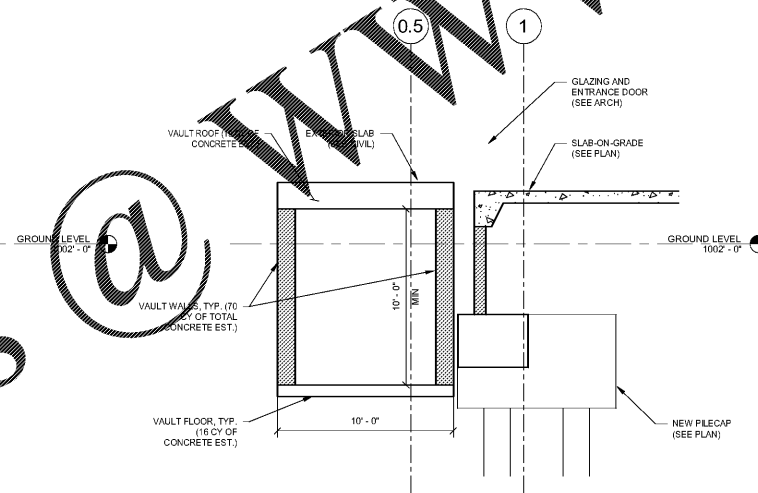
2 SECTION THROUGH SOUTHEAST STAIR (LOOKING NORTH)
 1/4" = 1'-0"



3 SECTION THROUGH SOUTH STAIR (LOOKING EAST)
 1/4" = 1'-0"



4 SECTION THROUGH HIGH SOUTH STAIR (LOOKING NORTH)
 1/4" = 1'-0"



5 FOUNDATION SECTION AT ELECTRICAL VAULT
 1/4" = 1'-0"

NOTES:

- ALLOWANCE OF 5 PSF (OVER VAULT ROOF AREA) SHALL BE MADE FOR MISCELLANEOUS STEEL, GRATING, LADDERS, ETC. ASSOCIATED WITH VAULT ASSEMBLY.
- FOR REINFORCEMENT ALLOWANCE, PROVIDE THE FOLLOWING:
 - WALLS - #6@12" O.C. VERTICAL, #6@12" O.C. HORIZONTAL
 - FLOOR - #6@12" O.C. EA WAY (LAP W/ WALL VERTICAL REINFORCEMENT)
- CONCRETE SHALL BE 4000 PSI U.N.O.

Order Plans

WWW.LDILine.com