
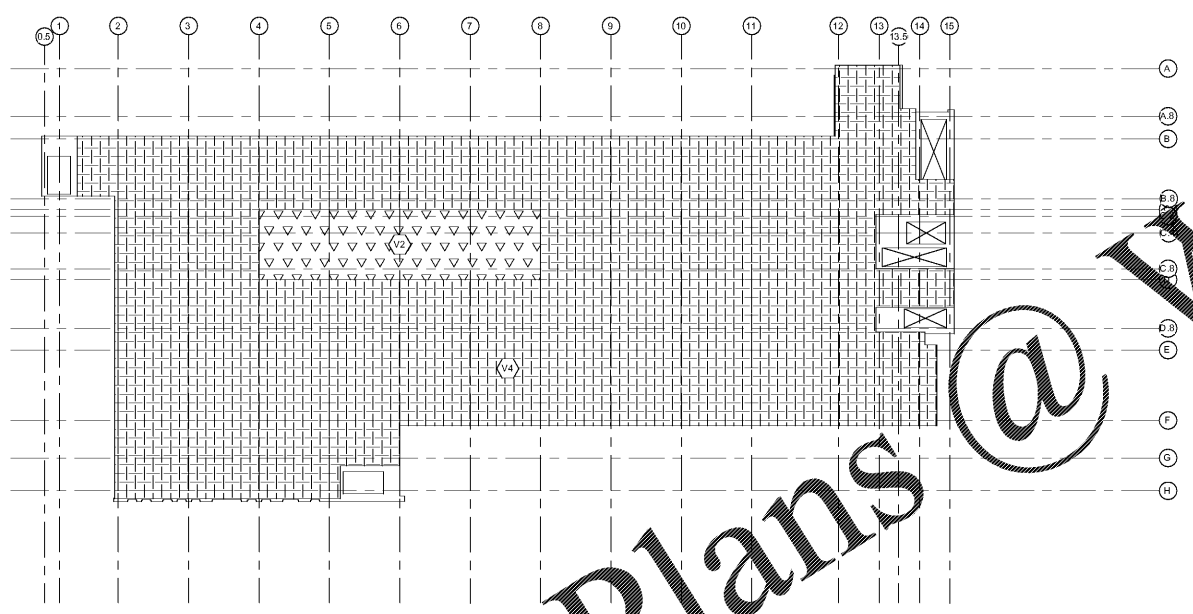


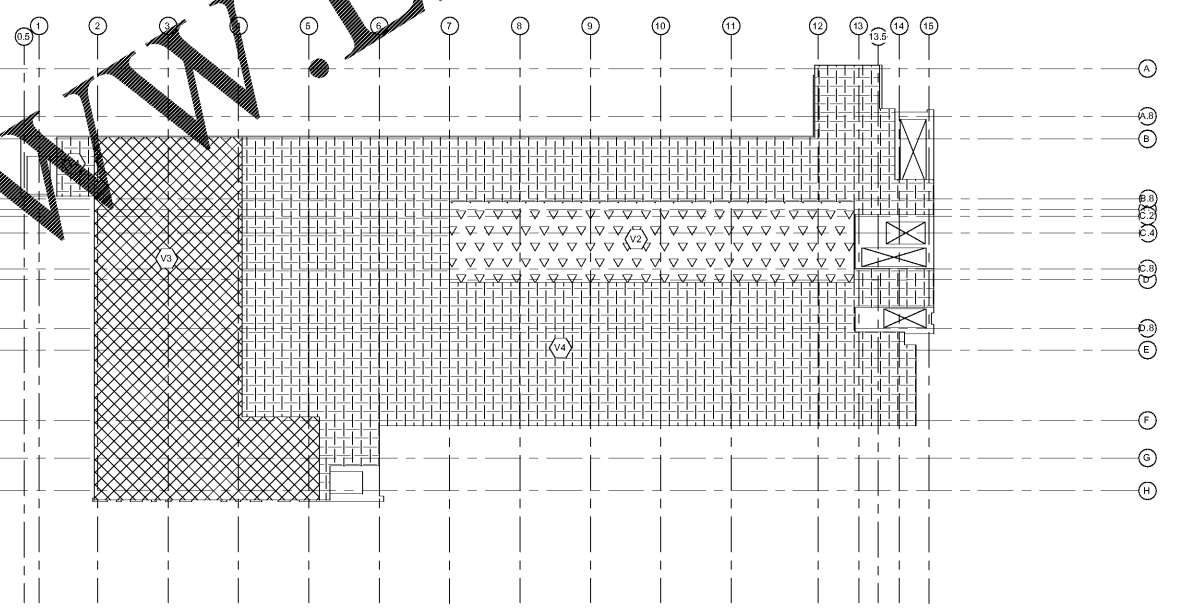
1 VIBRATION PLAN - LEVEL 5
 1" = 30'-0"



2 VIBRATION PLAN - LEVEL 6
 1" = 30'-0"



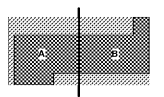
3 VIBRATION PLAN - LEVEL 7
 1" = 30'-0"



4 VIBRATION PLAN - LEVEL 8
 1" = 30'-0"

Order Plans @ www.LDILine.com

Key Plan



Professional Seal

**NOT FOR
 CONSTRUCTION**

No.	Description	Date
1	ED - GMP	2019.07.01

VIBRATION CRITERIA LEGEND	
KEY	MAX VIBRATION VELOCITY DUE TO FOOTFALL, MICRO- INCHES PER SECOND (MIPS)
	1,000 MIPS
	4,000 MIPS
	6,000 MIPS
	8,000 MIPS

Project No: 18.16013.00
 Sheet Title

**VIBRATION CRITERIA
 PLANS**

Original is 30 x 42. Do not scale contents of this drawing.
 Sheet Number