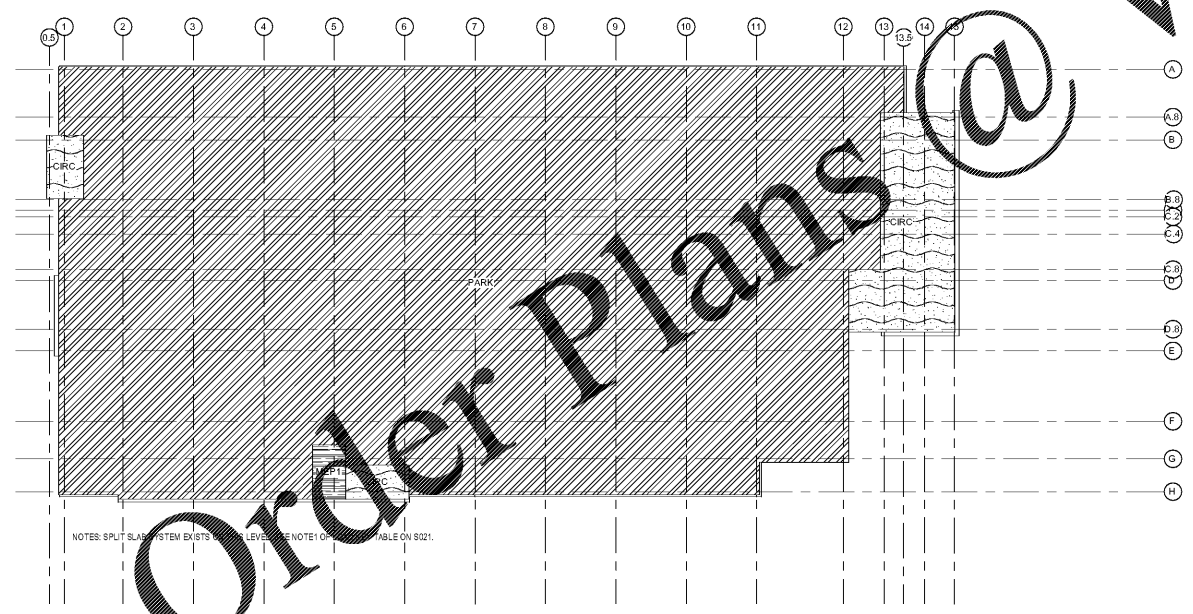
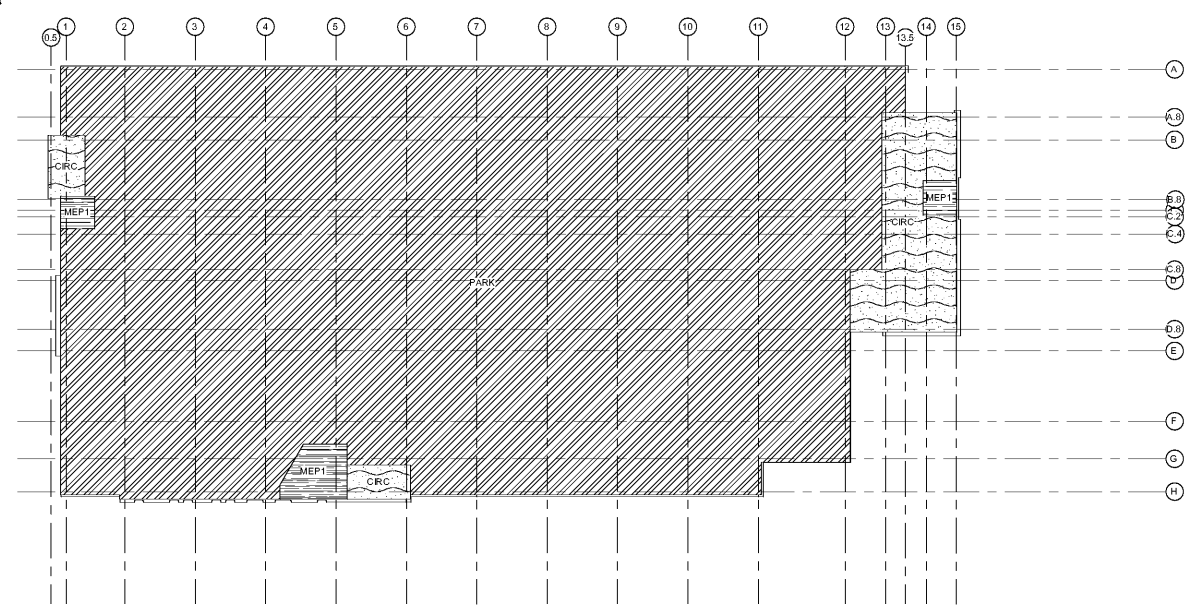


1 GROUND LEVEL
1" = 30'-0"



2 LOADING PLAN - LEVEL 1
1" = 30'-0"



3 LEVEL 2
1" = 30'-0"

LOADING CRITERIA				
KEY	AREA	Load (psf)	Concentrated Live Load (lbs)	NOTES
CIRC	CIRCULATION	30	300 ON 4' X 24" AREA	
CLIN	CLINIC	30	80	1,000
CLIN	CLINIC ABOVE MEP ROOMS	35	80	1,000
MEP2	HEAVY MEP	30	300 N/R	3,000
MEP1	LIGHT MEP	30	150 N/R	2,000
OFF	ADMINISTRATIVE OFFICES	30	50-150 N/R	2,000
PARK	PARKING	10	3000 OVER A 45' X 45' AREA	ASSUMES GARAGE IS RESTRICTED TO PASSING VEHICLES ACCOMMODATING NOT MORE THAN NINE PASSENGERS
PEB	PEDESTRIAN BRIDGES	35	80	
PH	PENTHOUSE ROOF	35	20	
LOBB	LOBBIES, FIRST-FLOOR	30	100 N/R	


LOADING CRITERIA				
KEY	AREA	Load (psf)	Concentrated Live Load (lbs)	NOTES
PUB	CORRIDORS ABOVE FIRST FLOOR	30	80	1,000
GR	GREEN ROOFS	300 SOIL	20 N/R	
ROOF	ROOF	25	20	300
STOR1	LIGHT STORAGE	30	125 N/R	
STOR2	HEAVY STORAGE	30	250 N/R	

- ALL LOADS SHOWN ARE IN ADDITION TO THE SELFWEIGHT OF THE STRUCTURE. TOPPING AND SLAB ARE CONSIDERED SELF-WEIGHT, AND ARE NOT SPECIFICALLY IDENTIFIED ON THE SLAB PLANS (S2X) FOR THEIR EXTENTS.
- DESIGN LIVE LOADS ARE BASED ON THE MOST UNFAVORABLE OF THE UNIFORM AND CONCENTRATED VALUES ACTING OVER THE SPECIFIED AREA.
- LIVE LOADS HAVE BEEN REDUCED, AS PERMITTED BY CODE, UNLESS NOTED AS "NON-REDUCIBLE" (N/R).
- GLAZING AND FRACTIONAL LOADS NOT SHOWN IN TABLE HAVE BEEN ACCOUNTED FOR IN STRUCTURAL DESIGN.
- SEE GENERAL NOTES FOR OTHER APPLICABLE LOADS.



Project
THE CENTER FOR
ADVANCED SURGICAL
SERVICES (CASS)
88 JESSE HILL DRIVE
ATLANTA, GA 30303

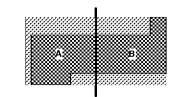
Prepared For
GRADY HEALTH SYSTEM
80 JESSEE HILL DR. SE
ATLANTA, GA 30303



Helmuth, Obata & Kassabaum, Inc.
191 Peachtree Street, NE, Suite 2250
Atlanta, GA 30303 USA
T+1 404 439 9000 F+1 404 439 9001

All reproduction & intellectual property rights reserved © 2019
In Association with

Key Plan



Professional Seal

NOT FOR
CONSTRUCTION

No.	Description	Date
1	ED - GUP	2019-07-25

Project No: 18.16013.00
Sheet Title

LOADING PLANS -
SHEET 1

Original is 30 x 42. Do not scale contents of this drawing.
Sheet Number

S021