

CONSULTANTS

- civil
Bradlove Land Planning
15 Simpson St. NW, Atlanta, GA 30308
- STRUCTURAL
Luzon-Cobb
1230 Peachtree St. NE, Suite 2500 Atlanta, GA
30309
- MEP
Matheson Ball & Associates
11285 Elkins Rd., Suite F3, Roswell, GA 30076
- LANDSCAPING
Perkins+Will
1315 Peachtree St. NE, Atlanta, GA 30309
- Camacho
3103 Medock Bridge Road, Norcross, GA
30071

OWNER
KIPP Metro Atlanta Schools
1445 Maynard Road NW, Atlanta, GA 30331

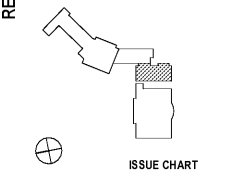
CONTRACTOR

PROJECT

**KIPP ATLANTA
COLLEGIATE - Addition
and Renovations**
98 Anderson Ave NW
Atlanta GA 30314

RELEASED FOR CONSTRUCTION 06/07/2019

KEYPLAN



ISSUE CHART

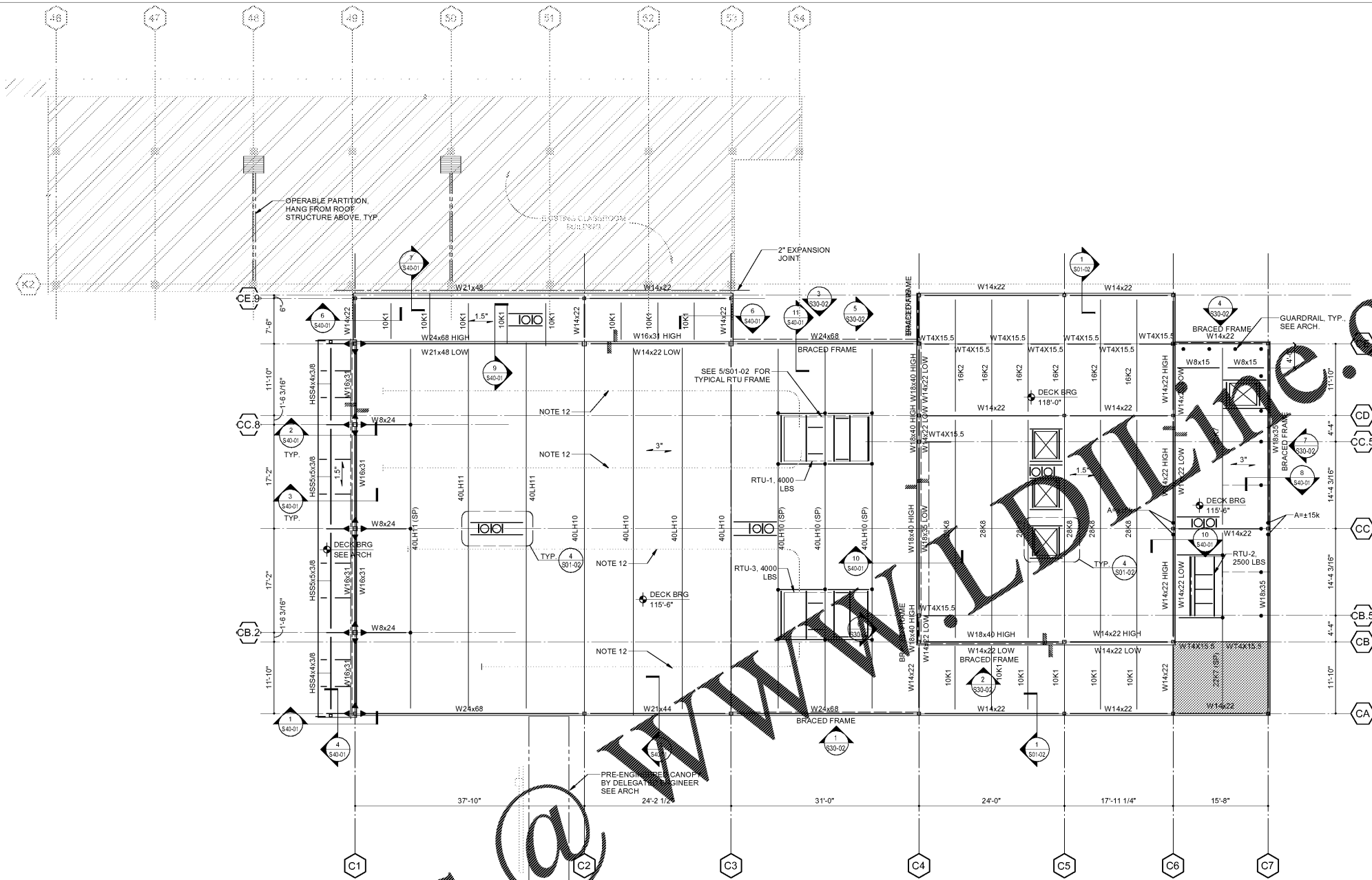


DATE	ISSUE	BY
18220	Job Number	ZZ
	Drawn	SG
	Checked	JH
	Approved	

**ROOF FRAMING PLAN
- PART B**

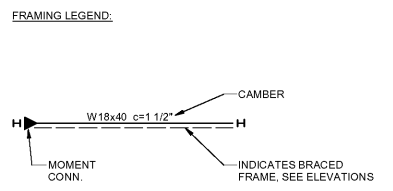
SHEET NUMBER

S11-02B



1 ROOF FRAMING PLAN - PART B
S11-02B
SCALE: 1/8" = 1'-0"

- FRAMING NOTES:**
1. IN ADDITION TO SECTIONS & DETAILS REFERENCED IN THIS PLAN, SEE ALL TYPICAL DETAILS.
 2. "x-x" INDICATES DECK BEARING ELEVATION.
 3. "1.5'" INDICATES SPAN DIRECTION OF 1 1/2" 20 GA. (MIN.) GALV. WIDE RIB ROOF DECK. SEE 2/S11-02B FOR DECK ATTACHMENT DETAILS. SUBMIT PRODUCT DATA FOR REVIEW INCLUDING SPAN TABLES.
 4. "3" INDICATES SPAN DIRECTION OF 3" 20 GA. (MIN.) GALV. AND PAINTED NARROW RIB ROOF DECK. SEE 2/S11-02B FOR DECK ATTACHMENT DETAILS. SUBMIT PRODUCT DATA FOR REVIEW INCLUDING SPAN TABLES.
 5. SPACE STEEL BEAMS OR JOISTS EQUALLY BETWEEN COLUMN LINES, U.N.O.
 6. CANTILEVER BEAMS HAVE THE SAME SIZES AS THE BEAMS IN THE BACKSPAN, U.N.O.
 7. A=xxK INDICATES FACTORED AXIAL FORCE. PROPORTION CONNECTIONS FOR "A" IN COMBINATION WITH SHEAR FORCE. INDICATED AXIAL FORCE MUST BE TRANSFERRED THROUGH COLUMN TO ADJACENT MEMBER.
 8. EDGE OF DECK AT OPENINGS IS LOCATION 6" FROM THE BEAM CENTERLINE, U.N.O.
 9. SEE COLUMN SCHEDULE FOR COLUMN SIZES.
 10. SEE ARCH. FOR LOCATION OF DRAINS AND FLOOR SLOPE INFORMATION.
 11. PROVIDE JOIST BRIDGING IN ACCORDANCE WITH SJI STANDARDS. INCLUDE UPLIFT BRIDGING AT FIRST BOTTOM CHORD PANEL POINTS.
 12. [Hatched Area] INDICATES PORTION OF ROOF DIAPHRAGM REQUIRING #10 TEK SCREW SIDELAP FASTENERS SPACED AT 8".
 13. [Dashed Line] INDICATES MECHANICAL DUCTS. SEE MECHANICAL DRAWINGS FOR SIZE AND LOCATION. COORDINATE JOIST WEB LOCATIONS WITH DUCTS.



Order Plans @

WWW.ONLINE.COM