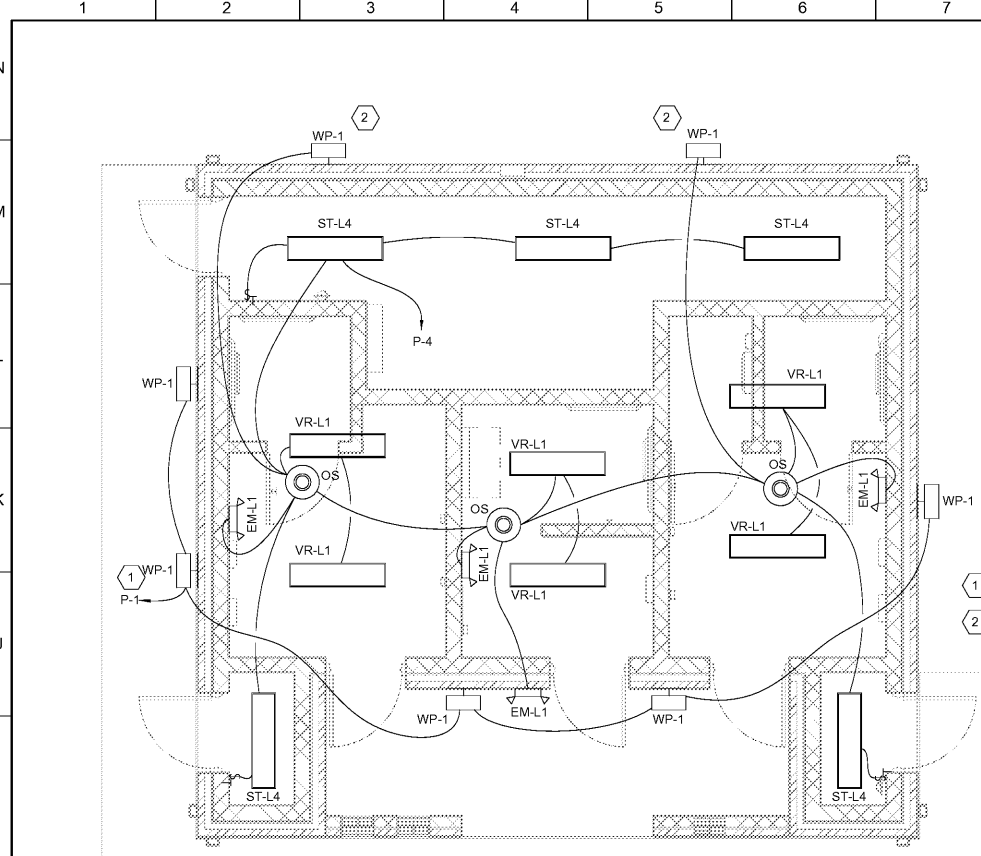
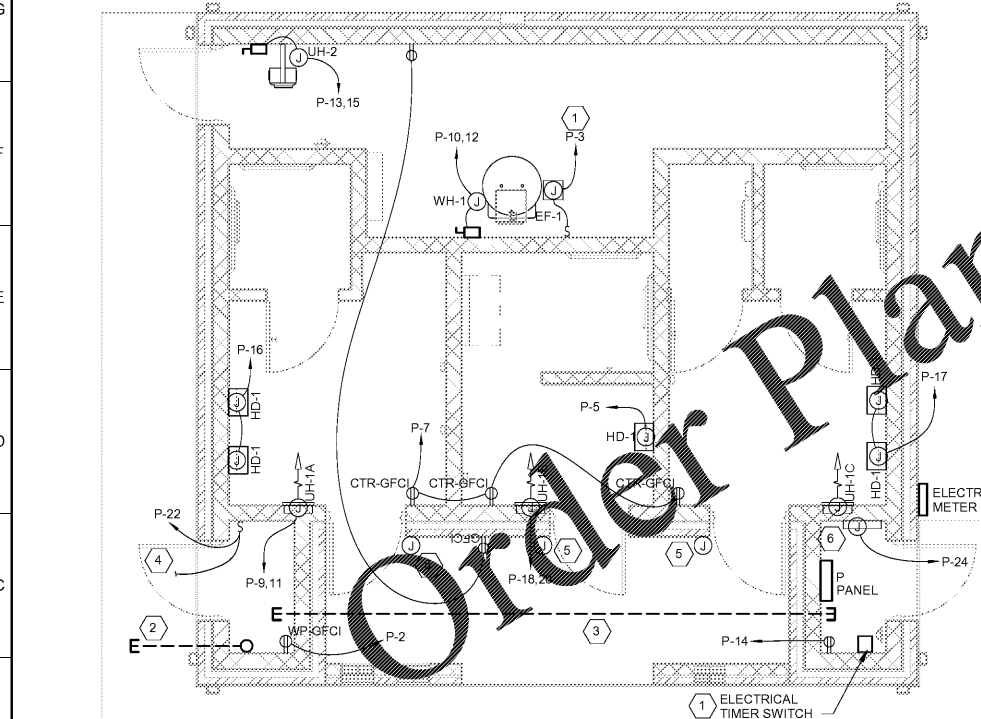


3/28/2018 10:49:56 AM P:\COMMERCIAL\2016 PROJECT IN-BOX\2016-139 New Restroom at Durr Field\5. Drawing Info.c. Revit\16139 Durr Field Restrooms - ELEC.rvt
 © Copyright 2016 by Croft & Associates, PC. All rights reserved. This document is property of Croft & Associates, PC. It is to be used only for the specific project referred to or identified herein and is not to be used on other projects, in whole or in part, except by the express written agreement of Croft & Associates, PC.
 THIS SHEET PLOTS ON 22" x 34" ANSI D 1/2" = 1"



H2
E-101 ELECTRICAL PLAN - FIRST FLOOR - LIGHTING
1/4" = 1'-0"
0 5 10 FT



B2
E-101 ELECTRICAL PLAN - FIRST FLOOR - POWER
1/4" = 1'-0"
0 5 10 FT

GENERAL LIGHTING NOTES:

1. LIGHT FIXTURE LOCATIONS ARE APPROXIMATE. SEE ARCHITECTURAL DRAWINGS FOR EXACT POSITIONING AND MOUNTING HEIGHTS. RESTROOM LIGHTING SHALL BE CONTROLLED BY A CEILING MOUNTED OCCUPANCY SENSOR. CONTRACTOR SHALL ADJUST SENSOR LOCATION TO ENSURE ADEQUATE COVERAGE OF ENTIRE ROOM PER MANUFACTURER'S GUIDELINES.
2. STORAGE AND CHASE AREA LIGHTING SHALL BE CONTROLLED BY WALL MOUNTED TIMER SWITCHES INSTALLED IN INDICATED LOCATIONS.

GENERAL POWER NOTES:

1. ALL RECEPTACLES INDICATED ARE NEMA 5-20R UNLESS NOTED OTHERWISE.
2. ALL ELECTRICAL FEEDERS FOR CIRCUITS SHALL BE ONE RUN OF 1/2" CONDUIT, (1) #12, (1) #12 NEUTRAL, (1) #12 GROUND UNLESS NOTED OTHERWISE.
3. CONDUCTOR RUNS GREATER THAN 75' LINEAR FEET SHALL BE UPSIZED TO #10 WIRE UNLESS NOTED OTHERWISE.
4. CONTRACTOR SHALL VERIFY ALL EQUIPMENT LOCATIONS, MANUFACTURERS, MODELS, AND ELECTRICAL REQUIREMENTS PRIOR TO BEGINNING WORK. IF CHANGES ARE REQUIRED DUE TO CHANGES IN REQUIREMENTS, NOTIFY ENGINEER OF RECORD.

LIGHTING KEY NOTES:

1. ROUTE EXTERIOR LIGHTING CIRCUIT THROUGH PHOTOCELL ON SOUTH SIDE OF ROOF
2. CONNECT WP-1 FIXTURE TO OCCUPANCY SENSOR AS INDICATED.

KEY NOTES:

1. ROUTE EF-1 CIRCUIT THROUGH ELECTRONIC TIMER SWITCH, INTERMATIC #E1151A, OR EQUAL.
2. STUB OUT 2" PVC CONDUIT WITH UL LISTING 5' FROM BUILDING FOR IRIGATION CONTROLS. COORDINATE CONNECTION DETAILS WITH OWNER PRIOR TO INSTALLATION.
3. CONDUIT WITH PULL WIRE FROM STORAGE ROOM TO ELECTRICAL ROOM.
4. PROVIDE 20A CIRCUIT FROM PANEL "P" FOR FIELD SCOREBOARD. INSTALL NEW TOGGLE SWITCH INSIDE STORAGE ROOM TO CONTROL ON/OFF OPERATION OF SCOREBOARD. FIELD VERIFY SCOREBOARD LOCATION PRIOR TO BEGINNING WORK. CONTRACTOR IS RESPONSIBLE FOR ROUTING NEW CONDUIT AND WIRING TO SCOREBOARD.
5. JUNCTION BOX AND 3/4" EMPTY CONDUIT TO ABOVE CEILING FOR DOOR ACCESS CONTROLS.
6. SECURITY PANEL FOR CONTROL OF DOOR ACCESS. CAPABLE OF TIMECLOCK SCHEDULE COORDINATE REQUIREMENTS WITH OWNER.

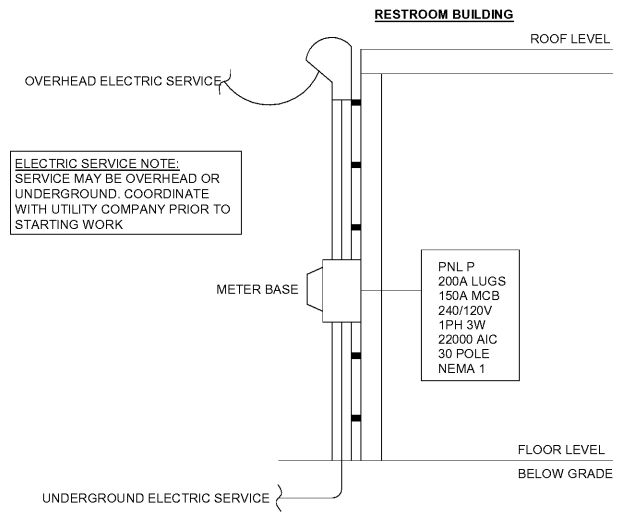
ELECTRICAL LEGEND

- 4' SURFACE LIGHT FIXTURE
- WALL MOUNTED LIGHT FIXTURE
- WALL MOUNTED TIMER SWITCH, INTERMATIC #E1215LA, OR EQUAL
- MOTOR RATED SWITCH
- LINE VOLTAGE CEILING MOUNTED OCCUPANCY SENSOR - DUAL TECHNOLOGY (PASSIVE INFRARED/ULTRASONIC)
- CIRCUIT HOMERUN - SHORT TICK MARK = HOT WIRE, LONG TICK MARK = NEUTRAL WIRE, LONG TICK MARK WITH CIRCLE = GROUND WIRE
- 120V DUPLEX RECEPTACLE, WALL MOUNTED
- 120V DUPLEX RECEPTACLE, WALL MOUNTED - GROUND FAULT CIRCUIT INTERRUPTER, WATERPROOF, LOCKABLE ENCLOSURE, HUBBELL TAYMAC EXTRA DUTY MAX OR EQUIVALENT
- 120V DUPLEX RECEPTACLE, WALL MOUNTED, COUNTER TOP, GROUND FAULT CIRCUIT INTERRUPTER
- DISCONNECT SWITCH
- POWER TERMINAL BLOCK - COORDINATE VOLTAGE WITH CIRCUIT REQUIREMENTS
- DISTRIBUTION PANELBOARD, SEE PANEL SCHEDULE FOR DETAILS

FEEDER SCHEDULE

EQUIPMENT	# OF SETS	CONDUIT SIZE	WIRES
PNL P	1	1-1/2"	(2)#1/0, (1)#1/0 NEUTRAL, (1)#6 GND

B14
E-101 RESTROOM ELECTRICAL RISER
NOT TO SCALE



Croft & Associates
3400 Blue Springs Road, Suite 200
Kennesaw, Georgia 30144
770.529.7714 (p) 770.529.7716 (f)
www.croftandassociates.com



03/28/2018
In accordance with GA R&R Dept.
180 §12 - Sealing of Documents

OWNER
CITY OF ACWORTH
4415 SENATOR RUSSELL AVENUE
ACWORTH, GEORGIA 30101



DURR FIELD
4757 - 4805 SCHOOL STREET
ACWORTH, GEORGIA 30101

No.	Date	Description
0	2018-03-12	ISSUED FOR CONSTRUCTION
	2016-7-22	100% Set
		ISSUANCE

PROJECT NUMBER
16139
DRAWN: SO/RL **CHECKED:** JM/RL
SHEET TITLE
ELECTRICAL PLANS - FIRST FLOOR

SHEET NO.
E-101