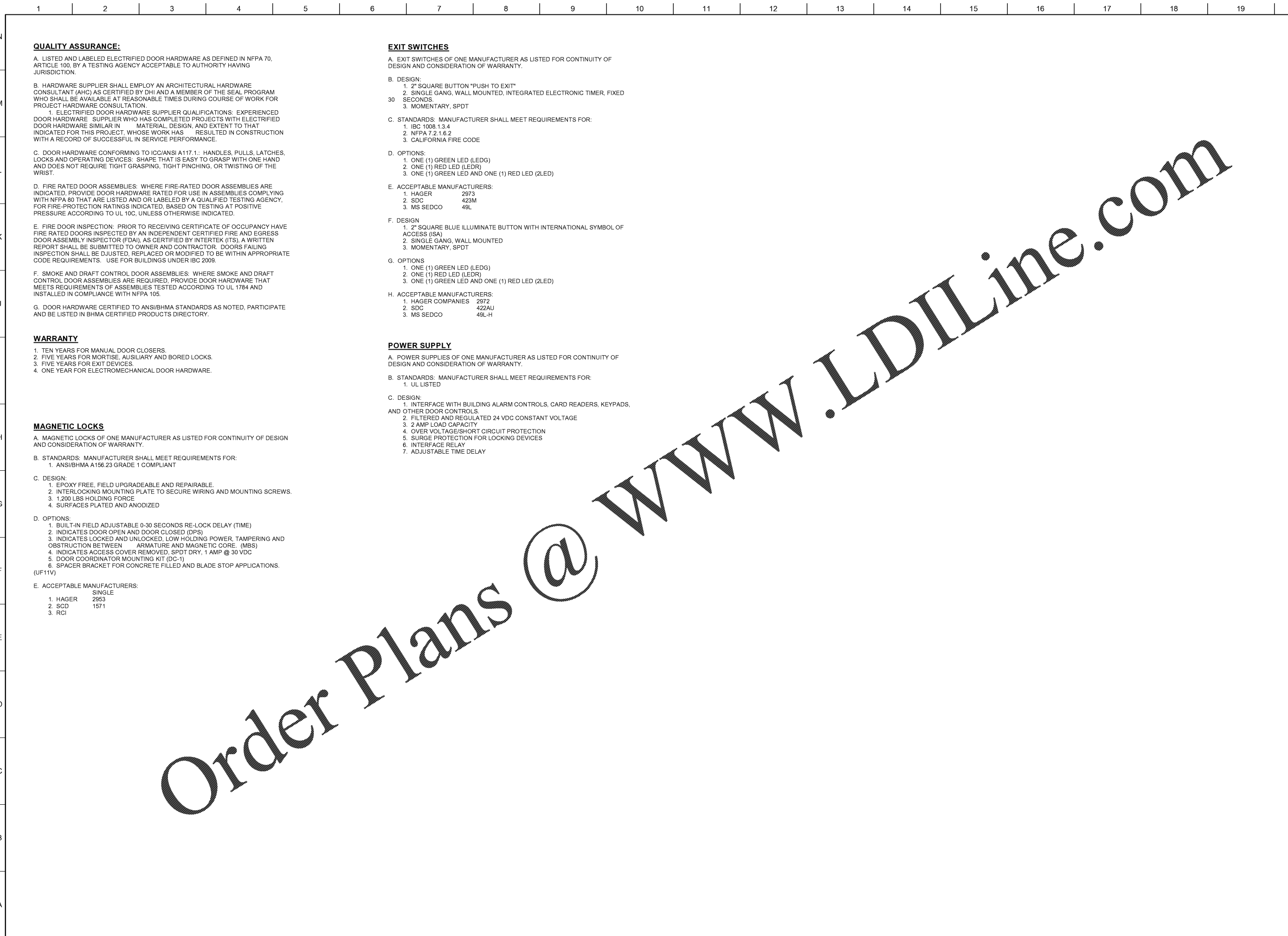


THIS SHEET PLOTS ON 22" x 34" ANSI D 1/2" = 1'

P:\COMMERCIAL\2016 PROJECT IN-BOX\2016-139 New Restroom at Durr Field\5 Drawing Info.c Revit\16139 Durr Field Restrooms.rvt
 3/12/2018 6:02:46 PM © Copyright 2016 by Croft & Associates, PC. All rights reserved. This document is property of Croft & Associates, PC. It is to be used only for the specific project referred to or identified herein and is not to be used on other projects, in whole or in part, except by the express written agreement of Croft & Associates, PC.



QUALITY ASSURANCE:

- A. LISTED AND LABELED ELECTRIFIED DOOR HARDWARE AS DEFINED IN NFPA 70, ARTICLE 100, BY A TESTING AGENCY ACCEPTABLE TO AUTHORITY HAVING JURISDICTION.
- B. HARDWARE SUPPLIER SHALL EMPLOY AN ARCHITECTURAL HARDWARE CONSULTANT (AHC) AS CERTIFIED BY DHI AND A MEMBER OF THE SEAL PROGRAM WHO SHALL BE AVAILABLE AT REASONABLE TIMES DURING COURSE OF WORK FOR PROJECT HARDWARE CONSULTATION.
 ELECTRIFIED DOOR HARDWARE SUPPLIER QUALIFICATIONS: EXPERIENCED DOOR HARDWARE SUPPLIER WHO HAS COMPLETED PROJECTS WITH ELECTRIFIED DOOR HARDWARE SIMILAR IN MATERIAL, DESIGN, AND EXTENT TO THAT INDICATED FOR THIS PROJECT, WHOSE WORK HAS RESULTED IN CONSTRUCTION WITH A RECORD OF SUCCESSFUL IN SERVICE PERFORMANCE.
- C. DOOR HARDWARE CONFORMING TO ICC/ANSI A117.1: HANDLES, PULLS, LATCHES, LOCKS AND OPERATING DEVICES: SHAPE THAT IS EASY TO GRASP WITH ONE HAND AND DOES NOT REQUIRE TIGHT GRASPING, TIGHT PINCHING, OR TWISTING OF THE WRIST.
- D. FIRE RATED DOOR ASSEMBLIES: WHERE FIRE-RATED DOOR ASSEMBLIES ARE INDICATED, PROVIDE DOOR HARDWARE RATED FOR USE IN ASSEMBLIES COMPLYING WITH NFPA 80 THAT ARE LISTED AND OR LABELED BY A QUALIFIED TESTING AGENCY, FOR FIRE-PROTECTION RATINGS INDICATED, BASED ON TESTING AT POSITIVE PRESSURE ACCORDING TO UL 10C, UNLESS OTHERWISE INDICATED.
- E. FIRE DOOR INSPECTION: PRIOR TO RECEIVING CERTIFICATE OF OCCUPANCY HAVE FIRE RATED DOORS INSPECTED BY AN INDEPENDENT CERTIFIED FIRE AND EGRESS DOOR ASSEMBLY INSPECTOR (FDAI), AS CERTIFIED BY INTERTEK (ITS), A WRITTEN REPORT SHALL BE SUBMITTED TO OWNER AND CONTRACTOR. DOORS FAILING INSPECTION SHALL BE ADJUSTED, REPLACED OR MODIFIED TO BE WITHIN APPROPRIATE CODE REQUIREMENTS. USE FOR BUILDINGS UNDER IBC 2009.
- F. SMOKE AND DRAFT CONTROL DOOR ASSEMBLIES: WHERE SMOKE AND DRAFT CONTROL DOOR ASSEMBLIES ARE REQUIRED, PROVIDE DOOR HARDWARE THAT MEETS REQUIREMENTS OF ASSEMBLIES TESTED ACCORDING TO UL 1784 AND INSTALLED IN COMPLIANCE WITH NFPA 105.
- G. DOOR HARDWARE CERTIFIED TO ANSI/BHMA STANDARDS AS NOTED, PARTICIPATE AND BE LISTED IN BHMA CERTIFIED PRODUCTS DIRECTORY.

WARRANTY

- 1. TEN YEARS FOR MANUAL DOOR CLOSERS.
- 2. FIVE YEARS FOR MORTISE, AUXILIARY AND BORED LOCKS.
- 3. FIVE YEARS FOR EXIT DEVICES.
- 4. ONE YEAR FOR ELECTROMECHANICAL DOOR HARDWARE.

MAGNETIC LOCKS

- A. MAGNETIC LOCKS OF ONE MANUFACTURER AS LISTED FOR CONTINUITY OF DESIGN AND CONSIDERATION OF WARRANTY.
- B. STANDARDS: MANUFACTURER SHALL MEET REQUIREMENTS FOR:
 - 1. ANSI/BHMA A156.23 GRADE 1 COMPLIANT
- C. DESIGN:
 - 1. EPOXY FREE, FIELD UPGRADEABLE AND REPAIRABLE.
 - 2. INTERLOCKING MOUNTING PLATE TO SECURE WIRING AND MOUNTING SCREWS.
 - 3. 1,200 LBS HOLDING FORCE
 - 4. SURFACES PLATED AND ANODIZED
- D. OPTIONS:
 - 1. BUILT-IN FIELD ADJUSTABLE 0-30 SECONDS RE-LOCK DELAY (TIME)
 - 2. INDICATES DOOR OPEN AND DOOR CLOSED (DPS)
 - 3. INDICATES LOCKED AND UNLOCKED, LOW HOLDING POWER, TAMPERING AND OBSTRUCTION BETWEEN ARMATURE AND MAGNETIC CORE. (MBS)
 - 4. INDICATES ACCESS COVER REMOVED, SPDT DRY, 1 AMP @ 30 VDC
 - 5. DOOR COORDINATOR MOUNTING KIT (DC-1)
 - 6. SPACER BRACKET FOR CONCRETE FILLED AND BLADE STOP APPLICATIONS. (JF11V)
- E. ACCEPTABLE MANUFACTURERS:


	SINGLE
1. HAGER	2953
2. SCD	1571
3. RCI	

EXIT SWITCHES


- A. EXIT SWITCHES OF ONE MANUFACTURER AS LISTED FOR CONTINUITY OF DESIGN AND CONSIDERATION OF WARRANTY.
- B. DESIGN:
 - 1. 2" SQUARE BUTTON "PUSH TO EXIT"
 - 2. SINGLE GANG, WALL MOUNTED, INTEGRATED ELECTRONIC TIMER, FIXED 30 SECONDS.
 - 3. MOMENTARY, SPDT
- C. STANDARDS: MANUFACTURER SHALL MEET REQUIREMENTS FOR:
 - 1. IBC 1008.1.3.4
 - 2. NFPA 7.2.1.6.2
 - 3. CALIFORNIA FIRE CODE
- D. OPTIONS:
 - 1. ONE (1) GREEN LED (LEDG)
 - 2. ONE (1) RED LED (LEDR)
 - 3. ONE (1) GREEN LED AND ONE (1) RED LED (2LED)
- E. ACCEPTABLE MANUFACTURERS:
 - 1. HAGER 2973
 - 2. SDC 423M
 - 3. MS SEDCO 49L
- F. DESIGN:
 - 1. 2" SQUARE BLUE ILLUMINATE BUTTON WITH INTERNATIONAL SYMBOL OF ACCESS (ISA)
 - 2. SINGLE GANG, WALL MOUNTED
 - 3. MOMENTARY, SPDT
- G. OPTIONS:
 - 1. ONE (1) GREEN LED (LEDG)
 - 2. ONE (1) RED LED (LEDR)
 - 3. ONE (1) GREEN LED AND ONE (1) RED LED (2LED)
- H. ACCEPTABLE MANUFACTURERS:
 - 1. HAGER COMPANIES 2972
 - 2. SDC 422AU
 - 3. MS SEDCO 49L-H

POWER SUPPLY

- A. POWER SUPPLIES OF ONE MANUFACTURER AS LISTED FOR CONTINUITY OF DESIGN AND CONSIDERATION OF WARRANTY.
- B. STANDARDS: MANUFACTURER SHALL MEET REQUIREMENTS FOR:
 - 1. UL LISTED
- C. DESIGN:
 - 1. INTERFACE WITH BUILDING ALARM CONTROLS, CARD READERS, KEYPADS, AND OTHER DOOR CONTROLS.
 - 2. FILTERED AND REGULATED 24 VDC CONSTANT VOLTAGE
 - 3. 2 AMP LOAD CAPACITY
 - 4. OVER VOLTAGE/SHORT CIRCUIT PROTECTION
 - 5. SURGE PROTECTION FOR LOCKING DEVICES
 - 6. INTERFACE RELAY
 - 7. ADJUSTABLE TIME DELAY



Croft & Associates
 3400 Blue Springs Road, Suite 200
 Kennesaw, Georgia 30144
 770.529.7714 (p) 770.529.7716 (f)
 www.croftandassociates.com



OWNER
 CITY OF ACWORTH
 4415 SENATOR RUSSELL AVENUE
 ACWORTH, GEORGIA 30101



DURR FIELD
 4757 - 4805 SCHOOL STREET
 ACWORTH, GEORGIA 30101

No.	Date	Description
0	2018-03-12	ISSUED FOR CONSTRUCTION
	2016-07-22	100% Set
ISSUANCE		

PROJECT NUMBER
16139
 DRAWN: LAP CHECKED: AWI
 SHEET TITLE
DOOR & HARDWARE SPECIFICATIONS

SHEET NO.
A-602