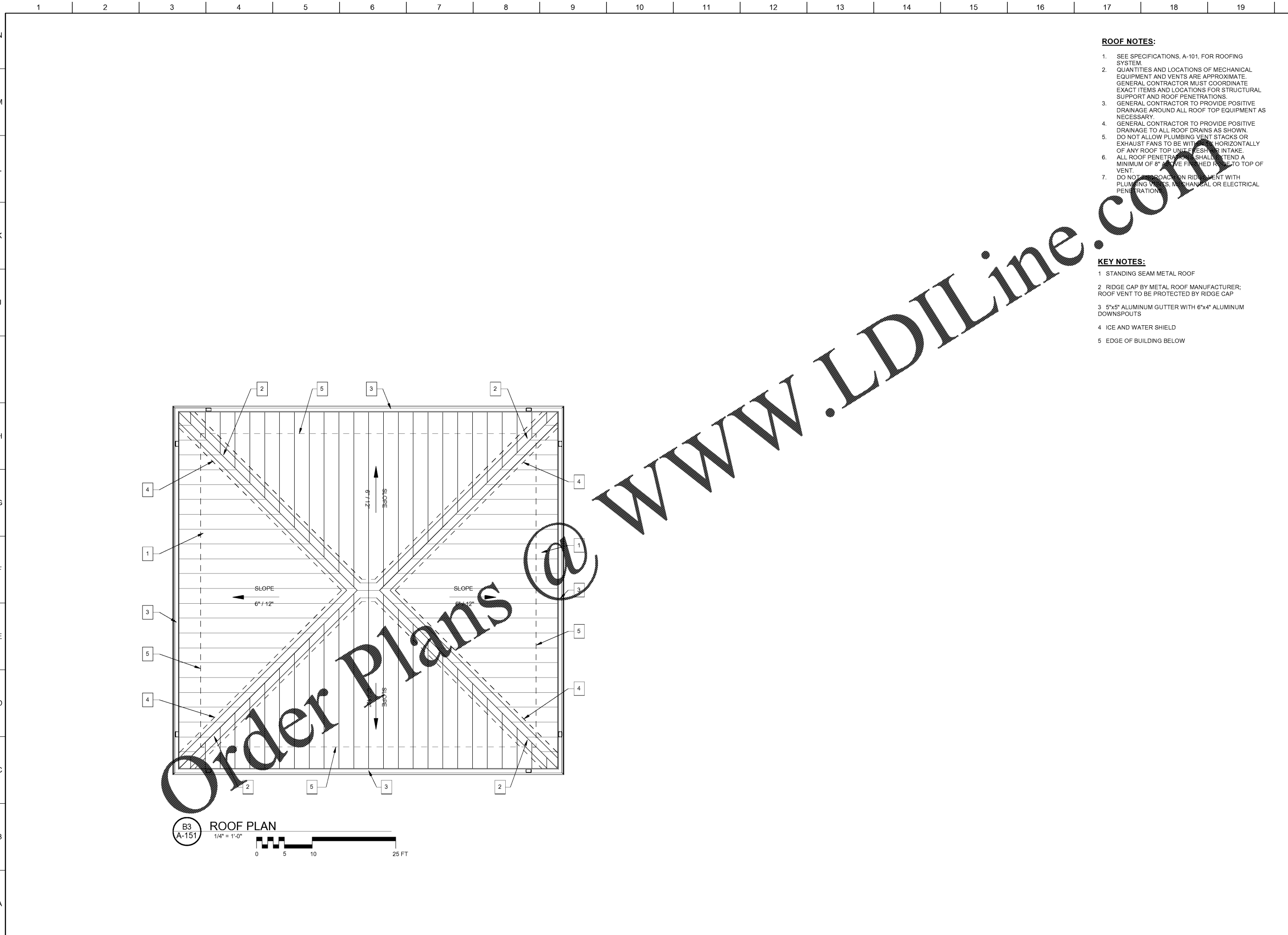


THIS SHEET PLOTS ON 22" x 34" ANSI D 1/2" = 1"

P:\COMMERCIAL\2016 PROJECT IN-BOX\2016-139 New Restroom at Durr Field\5. Drawing Info. Revit\16139 Durr Field Restrooms.rvt
 © Copyright 2016 by Croft & Associates, PC. All rights reserved. This document is property of Croft & Associates, PC. It is to be used only for the specific project referred to or identified herein and is not to be used on other projects, in whole or in part, except by the express written agreement of Croft & Associates, PC.




B3
A-151 ROOF PLAN
 1/4" = 1'-0"
 0 5 10 25 FT

- ROOF NOTES:**
1. SEE SPECIFICATIONS, A-101, FOR ROOFING SYSTEM.
 2. QUANTITIES AND LOCATIONS OF MECHANICAL EQUIPMENT AND VENTS ARE APPROXIMATE. GENERAL CONTRACTOR MUST COORDINATE EXACT ITEMS AND LOCATIONS FOR STRUCTURAL SUPPORT AND ROOF PENETRATIONS.
 3. GENERAL CONTRACTOR TO PROVIDE POSITIVE DRAINAGE AROUND ALL ROOF TOP EQUIPMENT AS NECESSARY.
 4. GENERAL CONTRACTOR TO PROVIDE POSITIVE DRAINAGE TO ALL ROOF DRAINS AS SHOWN.
 5. DO NOT ALLOW PLUMBING VENT STACKS OR EXHAUST FANS TO BE WITHIN 1' HORIZONTALLY OF ANY ROOF TOP UNIT, FRESH AIR INTAKE.
 6. ALL ROOF PENETRATIONS SHALL EXTEND A MINIMUM OF 8" ABOVE FINISHED FLOOR TO TOP OF VENT.
 7. DO NOT PROCEED ON RIDGE ELEMENT WITH PLUMBING VENTS, MECHANICAL OR ELECTRICAL PENETRATION.


- KEY NOTES:**
1. STANDING SEAM METAL ROOF
 2. RIDGE CAP BY METAL ROOF MANUFACTURER; ROOF VENT TO BE PROTECTED BY RIDGE CAP
 3. 5"x5" ALUMINUM GUTTER WITH 6"x4" ALUMINUM DOWNSPOUTS
 4. ICE AND WATER SHIELD
 5. EDGE OF BUILDING BELOW



Croft & Associates
 3400 Blue Springs Road, Suite 200
 Kennesaw, Georgia 30144
 770.529.7714 (p) 770.529.7716 (f)
 www.croftandassociates.com



OWNER
CITY OF ACWORTH
 4415 SENATOR RUSSELL AVENUE
 ACWORTH, GEORGIA 30101



DURR FIELD
 4757 - 4805 SCHOOL STREET
 ACWORTH, GEORGIA 30101

No.	Date	Description
0	2018-03-12	ISSUED FOR CONSTRUCTION
	2016-07-22	100% Set
B	2016-07-15	IN-HOUSE REVIEW
ISSUANCE		

PROJECT NUMBER
16139
 DRAWN: LAP CHECKED: AWI
 SHEET TITLE
ROOF PLAN

SHEET NO.
A-151