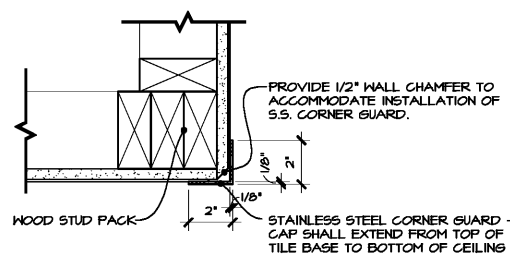


2
A-1 S.S. WALL WRAP
SCALE 1/2" = 1'-0"




3
A-1 S.S. CORNER GUARD
SCALE 1/2" = 1'-0"

- ### GENERAL NOTES
- SEE DIMENSIONED FLOOR PLAN FOR HALL TYPES AND DIMENSIONS.
 - SEE SHEET A-II FOR ALL WINDOW AND DOOR SCHEDULES AND DETAILS.
 - SEE INTERIOR AND EXTERIOR ELEVATIONS AND A-7 FOR WALL FINISHES.
 - SEE REFLECTED CEILING PLAN FOR CEILING FIXTURES, MATERIALS, AND CEILING HEIGHTS.
 - SEE EQ-1 FOR KITCHEN EQUIPMENT AND SCHEDULES.
 - S.C. TO INSTALL STAINLESS STEEL CORNER GUARDS AND WALL CAPS AT ALL EXPOSED CORNERS IN SERVING LINE (104), OFFICE (109), COOK LINE "A" (112), COOK LINE "B" (111), DISHWASH/PREP (115), AND UTILITY (116) - SEE DETAILS 243/A-1. CORNER GUARDS PROVIDED IN STAINLESS STEEL WALL PROTECTION PACKAGE.
 - ALL BOOTH TABLES TO BE MOUNTED TO THE FLOOR - REFER TO 2/A-11 FOR ADDITIONAL INFORMATION, TYP.
 - REFER TO T-11 FOR RESPONSIBILITY MATRIX AND VENDOR CONTACT INFORMATION, TYP.

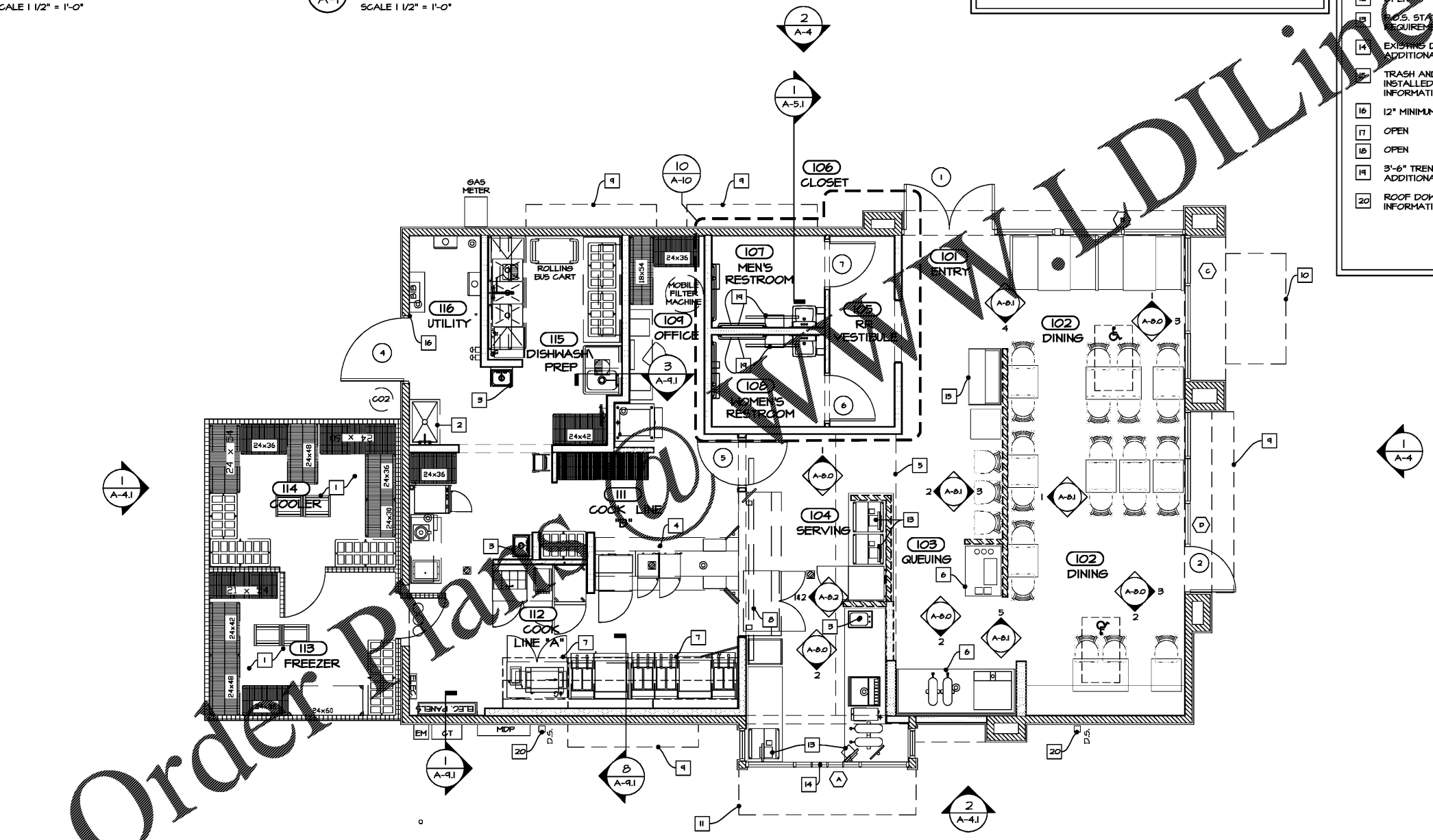
- ### KEYED NOTES
- EXISTING WALK-IN COOLER AND FREEZER
 - MOP SINK
 - HAND SINK
 - LOCATION OF UNDERGROUND CONDUIT FOR EQUIPMENT SPECIFIC ELECTRIC PANEL - REFER TO A-7.0 AND ELECTRICAL DRAWINGS FOR ADDITIONAL INFORMATION.
 - SOFFIT ABOVE - REFER TO 2/A-3 FOR ADDITIONAL INFORMATION.
 - CONDIMENT COUNTER AND BEVERAGE COUNTER BY MILLWORK VENDOR
 - KITCHEN HOODS - REFER EQUIPMENT AND MECHANICAL DRAWINGS FOR ADDITIONAL INFORMATION.
 - MENU BOARDS - SEE INTERIOR ELEVATION 109.2 FOR ADDITIONAL INFORMATION.
 - AWNINGS - CONTACT AWNINGS VENDOR FOR MORE INFORMATION.
 - ALUMINUM ENTRY CANOPY - CONTACT AWNINGS VENDOR FOR MORE INFORMATION.
 - EXISTING ALUMINUM DRIVE-THRU CANOPY - REFINISH TO MATCH NEW AWNINGS
 - SEE
 - U.S. STATION - S.C. TO COORDINATE POWER AND DATA REQUIREMENTS.
 - EXISTING DRIVE-THRU WINDOW TO REMAIN - REFER TO A-II FOR ADDITIONAL INFORMATION.
 - TRASH AND RECYCLE CONTAINER - PROVIDED BY VENDOR, INSTALLED BY S.C. - REFER TO T-11 FOR VENDOR CONTACT INFORMATION.
 - 12" MINIMUM FOR ADA CLEARANCE.
 - OPEN
 - OPEN
 - 3'-6" TRENCH DRAIN - REFER TO A-10 & 2/A-7.0 FOR ADDITIONAL INFORMATION.
 - ROOF DOWNSPOUT - REFER TO 12/A-9 FOR ADDITIONAL INFORMATION.

DESIGN
and
ENGINEERING
INC ARCHITECTS
STRUCTURAL AND CIVIL ENGINEERS
1645 Westgate Circle
Brentwood, Tennessee 37027
615-370-1779 fax: 370-9108
www.dandoinc.us

A NEW LOCATION FOR
CAPTAIN D'S
1236 W. FLOYD BAKER BLVD
GATNEY, SC 29342
CAPTAIN D'S, LLC
624 GRASSMERE PARK DRIVE,
SUITE 30
NASHVILLE, TN 37211



Job Number:
68F-0071
Revisions:



1
A-1 DEPICTIVE FLOOR PLAN
SCALE 1/4" = 1'-0"

JANUARY 16, 2019
A-1
DEPICTIVE FLOOR PLAN
CONVERSION