

PHILLIPS architects + engineers

770.394.1616

CONSULTANT

SCALE

ISSUE & REVISION RECORD

Table with 2 columns: #, DATE, DESCRIPTION. Row 1: 1, 02/20/2019, PERMIT SUBMITTAL.

TENANT

PROJECT

THE PROMENADE

02/20/2019, 1:15 PM

CLIENT

CBL CBL PROPERTIES

PHILLIPS JOB NUMBER

ISSUE DATE

DRAWN BY/CHECKED BY

DRAWING TITLE

GENERAL CONSTRUCTION NOTES

SHEET NUMBER

CS-1.1

ABBREVIATIONS

Table of abbreviations and their corresponding full names, such as AB ANCHOR BOLT, ADH ADHESIVE, ACT ACCUSTICAL TILE, etc.

GENERAL NOTES

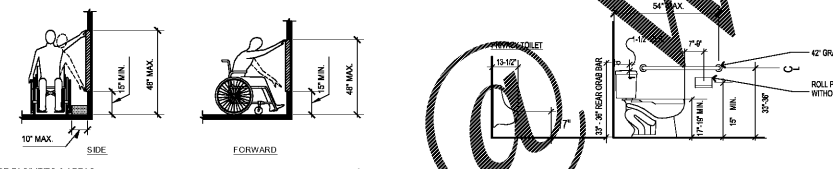
- 1. CONTRACTOR TO VERIFY ALL DIMENSIONS IN THE FIELD AND SHALL NOTIFY THE ARCHITECT OF ANY DISCREPANCIES. ALL WORK REQUIRING MEASURING SHALL BE DONE ACCORDING TO FIGURES ON DRAWINGS NOT SCALED FROM DRAWINGS. THE ARCHITECT WILL FURNISH ANY MISSING DIMENSIONS AND CLARIFY ANY INCONSISTENCIES ON THE DRAWINGS UPON REQUEST, BEFORE CONTRACTOR SHALL BEGIN WORK. ALL DIMENSIONS ARE TO FACE OF STUD UNLESS OTHERWISE NOTED.

CONSTRUCTION NOTES

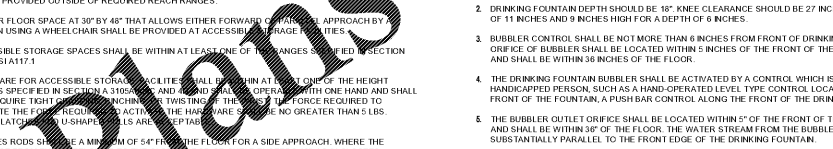
- 1. CONTRACTOR TO VERIFY BUILDING CONSTRUCTION TO CONFORM TO ALL PREVIOUS CODES & ORDINANCES (NATIONAL, STATE & LOCAL). ANY DISCREPANCIES SHALL BE PROMPTLY REPORTED TO THE ARCHITECT.

ACCESSIBILITY REQUIREMENTS

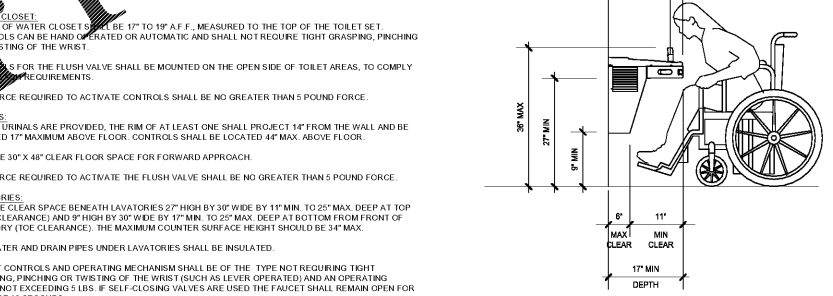
- 1. THRESHOLDS: ALL THRESHOLDS REQUIRED TO BE ACCESSIBLE SHALL MEET THE FOLLOWING SPECIFICATIONS: ALL THRESHOLDS SHALL NOT BE MORE THAN 1/2" HIGH LOWER THAN THE THRESHOLD OF THE DOORWAY.



STORAGE FACILITIES AREAS. 1. IF FIXED STORAGE FACILITIES SUCH AS CABINETS, SHELVES, CLOSETS, OR DRAWERS ARE PROVIDED WHERE ACCESS IS REQUIRED BY CHAPTER 9, ANSI A117.1, AT LEAST ONE OF EACH TYPE SHALL BE ACCESSIBLE IN TERMS OF CLEAR FLOOR SPACE, REACH RANGES, AND HARDWARE. ADDITIONAL STORAGE MAY BE PROVIDED OUTSIDE OF REQUIRED REACH RANGES.



DRINKING FOUNTAINS. 1. PROVIDE HEIGHT DRINKING FOUNTAIN, 17 TO 19 INCHES IN DEPTH. SPOUT OUTLETS FOR STANDING PERSONS SHALL BE 38 INCHES MIN AND 43 INCHES MAX ABOVE THE FINISH FLOOR.



LAVATORIES. 1. PROVIDE CLEAR SPACE BENEATH LAVATORIES 27" HIGH BY 30" WIDE BY 17" MIN. TO 25" MAX. DEEP AT TOP (KNEE CLEARANCE) AND 9" HIGH BY 30" WIDE BY 17" MIN. TO 25" MAX. DEEP AT BOTTOM FROM FRONT OF LAVATORY (TOE CLEARANCE). THE MAXIMUM COUNTER SURFACE HEIGHT SHALL BE 34" MAX.

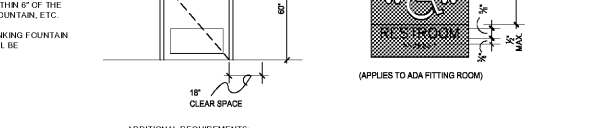
- 3. LETTERS AND NUMBERS ON SIGNS SHALL HAVE A WIDTH-TO-HEIGHT RATIO OF BETWEEN 3:5 AND 1:10.

- 4. CHARACTERS AND SYMBOLS SHALL CONTRAST WITH THEIR BACKGROUND, EITHER LIGHT CHARACTERS ON A DARK BACKGROUND OR DARK CHARACTERS ON A LIGHT BACKGROUND.

- 5. CHARACTERS AND NUMBERS ON SIGNS SHALL BE SIZED ACCORDING TO THE VIEWING DISTANCE FROM WHICH THEY ARE TO BE READ. THE MINIMUM HEIGHT IS MEASURED USING AN UPPER CASE X. LOWER CASE CHARACTERS ARE PERMITTED. FOR SIGNS SUSPENDED OR PROJECTED ABOVE THE FINISH FLOOR IN COMPLIANCE WITH CHAPTER 7, ANSI A117.1, THE MINIMUM CHARACTER HEIGHT SHALL BE 3".

- 6. CONTRACTED BRAILLE SHALL BE USED WHERE BRAILLE SYMBOLS ARE SPECIFICALLY REQUIRED IN OTHER PORTIONS OF THESE REGULATIONS. DOTS SHALL BE 11/16" ON CENTERS IN EACH CELL WITH 1/16" SPACE BETWEEN CELLS. DOTS SHALL BE RAISED A MINIMUM OF 1/40" ABOVE THE GROUND.

- 7. TACTILE SIGNAGE SHALL BE MOUNTED 48" MIN AND 60" MAX ABOVE THE FLOOR TO THE BASELINE OF THE LOWEST TACTILE LETTER. AN 18" X 18" CLEAR SPACE IS REQUIRED IN FRONT OF THE TACTILE SIGN.



ADDITIONAL REQUIREMENTS. 1. THE CENTER OF RECEPTACLE OUTLETS SHALL BE NOT LESS THAN 15 INCHES ABOVE THE FLOOR OR WORKING PLATFORM.

- 2. THE CENTER OF THE GRIP OF THE OPERATING HANDLE OF SWITCHES INTENDED TO BE USED BY THE OCCUPANTS OF A BUILDING OR SPACE, AND SHALL INSTALL VISUAL ALARMS WHEN AUDIBLE ALARMS ARE REQUIRED TO BE INSTALLED. ALL ALARM SYSTEMS SHALL COMPLY WITH A. REQUIREMENTS IN ADDITION TO STATE AND LOCAL REQUIREMENTS.

- 3. CONTRACTORS SHALL COORDINATE WITH FIRE DEPT. FOR ANY REQUIREMENTS FOR AUDIBLE AND VISUAL ALARMS THAT MAY NEED TO BE ACTIVATED BY THE FIRE PROTECTION SYSTEM, OR OTHER MEANS OF EMERGENCY NOTIFICATION FOR THE OCCUPANTS OF A BUILDING OR SPACE, AND SHALL INSTALL VISUAL ALARMS WHEN AUDIBLE ALARMS ARE REQUIRED TO BE INSTALLED. ALL ALARM SYSTEMS SHALL COMPLY WITH A. REQUIREMENTS IN ADDITION TO STATE AND LOCAL REQUIREMENTS.

- 5. CONTRACTOR SHALL INSTALL SELF-ILLUMINATING LOW LEVEL EXIT PATH MARKING IN EXIT CORRIDORS AND LOW LEVEL EXIT SIGNS ON DOORS PER GOVERNING AGENCIES' REQUIREMENT. LOW LEVEL EXIT PATH MARKINGS SHALL BE PERCEPTIBLE TO THE TOUCH.

- 6. THERE SHALL BE A LEVEL AND CLEAR FLOOR OR LANDING ON EACH SIDE OF A DOOR. THE LEVEL AREA SHALL HAVE A LENGTH IN THE DIRECTION OF DOOR SWING OF AT LEAST 60" AND THE LENGTH OPPOSITE THE DIRECTION OF DOOR SWING OF 48" AS MEASURED AT RIGHT ANGLES TO THE PLANE OF THE DOOR IN THE CLOSED POSITION.

- 7. LATCHING AND LOCKING DOORS THAT ARE HAND ACTIVATED AND WHICH ARE IN A PATH OF TRAVEL SHALL BE OPERABLE WITH A SINGLE EFFORT BY LEVER TYPE HARDWARE, PANIC BARS, PUSH-PULL ACTIVATING BARS, OR OTHER HARDWARE DESIGNED TO PROVIDE PASSAGE WITHOUT REQUIRING THE ABILITY TO GRASP THE OPERATING HARDWARE. LOCKED EXIT DOORS SHALL OPERATE AS ABOVE IN EGRESS DIRECTION.

- 8. IF EMERGENCY WARNINGS SYSTEMS ARE REQUIRED, THEY SHALL ACTIVATE A MEANS OF WARNING THE HEARING IMPAIRED: SEC 11148.2.5 (3)(A)(E) & (2)(A)(A).

- 9. WHERE FREED OR BUILT-IN SEATING, TABLES, OR COUNTERS ARE PROVIDED FOR THE PUBLIC, AND IN GENERAL EMPLOYEE AREAS, 5%, BUT NEVER LESS THAN 1 MUST BE ACCESSIBLE, AS REQUIRED IN CHAPTER 7, ANSI A117.1.

- 10. THE TOPS OF TABLES AND COUNTERS SHALL BE 28" TO 34" FROM THE FLOOR OR GROUND.

- 11. IF SEATING FOR PEOPLE IN WHEELCHAIRS IS PROVIDED AT FIXED TABLES OR COUNTERS, KNEE SPACES AT LEAST 27" HIGH, 30" WIDE, AND 19" DEEP SHALL BE PROVIDED.