

ENGINEER

ARCHITECTURAL SEAL

DATE ISSUE

DATE	REVISION	BY	CHKD.
05/24/19	LANDLORD COMMENTS		
05/17/19	PERMIT / OWNER		

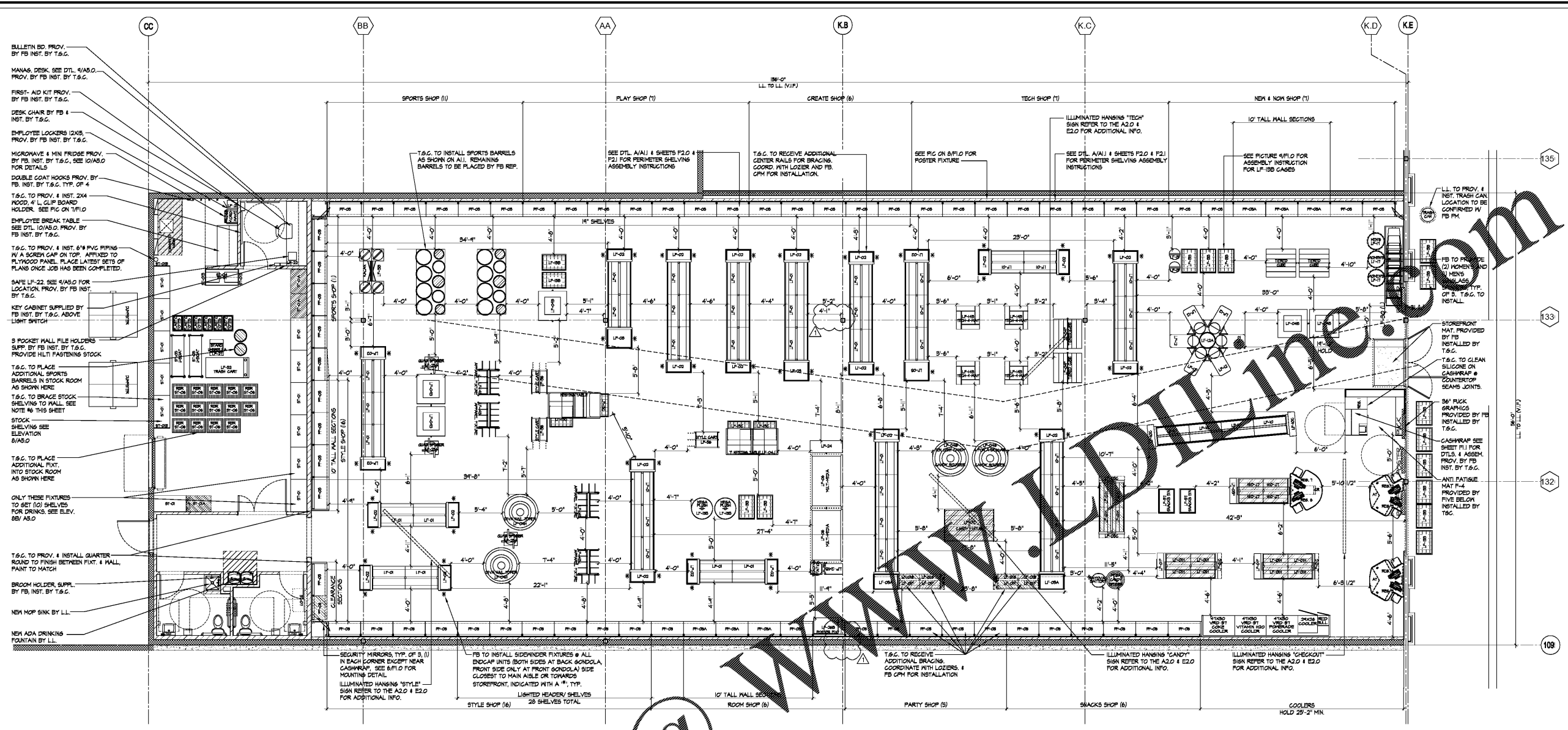
PROJECT NAME / LOCATION

**five BELOW**  
 THE PROMENADE  
 3942 PROMENADE PARKWAY  
 D'BERVILLE, MS 39540

PROJECT INFORMATION  
 DATE: APRIL 26, 2019  
 PROJECT NO. 190219  
 DELIVERY TYPE: V-BOX

DRAWN: BLH  
 CHECKED: TMO  
 SHEET TITLE / NUMBER  
**FIXTURE PLAN**

**A1.1**



- NOTE: ALL MILLWORK BELT AND DESKS TO BE PROVIDED BY FIVE BELOW AND INSTALLED BY T.S.G.
- NOTE: WALL FIXTURE FASTENING DETAILS T.S.G. MUST FOLLOW PROPER BLOCKING, FASTENING, & SPACING PER MANUFACTURING SPECS ON SHEET P.2.0
- NOTE: SEE INTERIOR ELEVATIONS SHEETS ON A.S.O. & A.B.J. FOR WALLPAPER GRAPHIC LOCATIONS
- NOTE: MAINTAIN A CLEAR EXIT PATH (MIN. 5'-0") BETWEEN TWO EXIT DOORS.
- NOTE: T.S.G. TO INSTALL WHITE 1/2" X 1/2" PVC ANGLE CORNER GUARDS AFTER GRAPHICS HAVE BEEN INSTALLED FROM FINISH FLOOR TO 4'-0" A.F.T. ON SALES/STOCKROOM FLOOR TO DRYWALL CORNERS WHICH REMAIN EXPOSED AFTER DRYWALL TYP. MUST CONTACT MILLWORK SUPPLIER. SEE T.1.0 FOR CONTACT INFO.
- NOTE: FIXTURE MFG. TO PROVIDE FLOOR LEVELERS FOR ALL FIXTURES. S.G. TO ENSURE ALL FIXTURES ARE INSTALLED LEVEL.
- NOTE: T.S.G. TO PROVIDE FORKLIFT AND PALLET JACK TO OFF-LOAD OWNER SUPPLIED DELIVERIES.
- NOTE: REFERENCE P.I.O. FOR BUNZL PROVIDED ITEMS.
- NOTE: UNPOSED STOCKROOM SHELVING TO RECEIVE EXCESS FEEDBACK FROM CUSTOMERS. CUT TO FIT BY T.S.G.

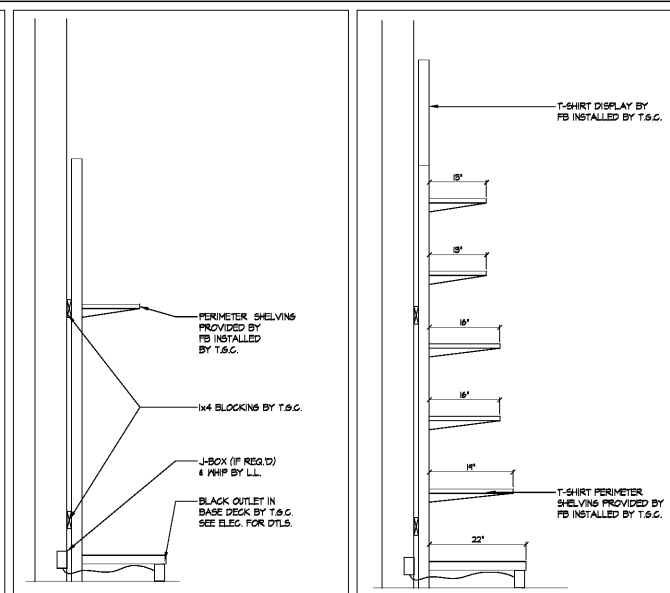
**1 | FIXTURE PLAN**

FIXTURE ID	SYMBOL	DESCRIPTION	FIXTURE ID	SYMBOL	DESCRIPTION	FIXTURE ID	SYMBOL	DESCRIPTION
VRD-01	[Symbol]	47W X 30"D COKE, VITAMIN, AND OR POWERADE COOLERS, PROV. & INSTALLED BY FB VENDOR.	LF-05	[Symbol]	24" X 48" BAKER'S RACK	FF-10	[Symbol]	36" X 18" (8' OVERALL) X 48" PERIMETER GONDOLA
COOLER	[Symbol]	24" X 26" WATER COOLER, PROV. & INSTALLED BY VENDOR.	LF-06	[Symbol]	48" X 60" MULTI-MEDIA TABLE	FF-10A	[Symbol]	36" X 18" (8' OVERALL) X 120" PERIMETER GONDOLA
COOLER	[Symbol]	37" X 16" RED BULL COOLER, PROV. & INSTALLED BY VENDOR.	LF-10	[Symbol]	48" X 18" X 34" LINE QUEUE FIXTURE	FF-10B	[Symbol]	36" X 18" (8' OVERALL) X 48" PERIMETER GONDOLA WITH ANGLED TRANSITION BASE
LF-01	[Symbol]	48" X (2) 18" D BASE SHELVES + 3" UPRIGHT (24 OVERALL) X 60" (INTERIOR)	LF-10A	[Symbol]	24" X 18" X 54" LINE QUEUE FIXTURE	FF-15	[Symbol]	48" X 18" (8' OVERALL) X 48" PERIMETER GONDOLA
LF-01A	[Symbol]	48" X (2) 18" D BASE SHELVES + 3" UPRIGHT (24 OVERALL) X 60" (INTERIOR)	LF-10B	[Symbol]	36" X 18" X 34" LINE QUEUE FIXTURE	FF-15A	[Symbol]	48" X 18" (8' OVERALL) X 120" PERIMETER GONDOLA
LF-01C	[Symbol]	36" X (2) 18" D BASE SHELVES + 3" UPRIGHT (24 OVERALL) X 60" (INTERIOR)	LF-10S (S)	[Symbol]	30" X 30" APPEARAL FIXTURE	FF-15B	[Symbol]	48" X 18" (8' OVERALL) X 48" PERIMETER GONDOLA
LF-01D	[Symbol]	36" X (2) 18" D BASE SHELVES + 3" UPRIGHT (24 OVERALL) X 60" (INTERIOR)	LF-10M (M)	[Symbol]	30" X 30" APPEARAL FIXTURE	FF-15C	[Symbol]	48" X 18" (8' OVERALL) X 48" PERIMETER GONDOLA WITH ANGLED TRANSITION BASE
LF-01E	[Symbol]	40" X 22" D SHELVES + 3" UPRIGHT (48" OVERALL) X 60"	LF-10 (L)	[Symbol]	24" X 48" BAKER'S RACK	FF-15D	[Symbol]	30" X 18" (8' OVERALL) X 120" PERIMETER GONDOLA WITH ANGLED TRANSITION BASE
LF-01F	[Symbol]	30" X 18" D BASE SHELVES X 60"	LF-11	[Symbol]	SPORTS SHIRT TOWER, PROV. BY FB & INST. BY T.S.G.	FF-15A	[Symbol]	30" X 18" (8' OVERALL) X 120" PERIMETER GONDOLA
LF-01G	[Symbol]	30" X 18" D BASE SHELVES X 60"	LF-12	[Symbol]	WIRE BARRONS, PROV. BY FB & INST. BY T.S.G.	FF-15B	[Symbol]	30" X 18" (8' OVERALL) X 48" PERIMETER GONDOLA WITH ANGLED TRANSITION BASE
LF-02	[Symbol]	36" X 18" D X 60"	LF-12A	[Symbol]	WIRE BARRON BALL TOWER, PROV. BY FB & INST. BY T.S.G.	ST-01	[Symbol]	24" X 48" STOCKROOM SHELVING
LF-02A	[Symbol]	30" X 18" D X 60"	LF-13	[Symbol]	36" X 24" WIRE CAGES	ST-01A	[Symbol]	24" X 36" STOCKROOM SHELVING
LF-02C	[Symbol]	WIRE ENDCAPS, PROV. BY FB & INSTALLED BY T.S.G.	LF-13C	[Symbol]	28" X 34" WIRE CAGES - UNDER NECKING TABLE	ST-01B	[Symbol]	3/4" X 48" X 120" STOCKROOM SHELVING PEG BOARD
LF-03	[Symbol]	38" X 28" D BULK ENDCAP	LF-14	[Symbol]	38" X 38" FOUR WAY FIXTURE	ST-04	[Symbol]	24" X 48" HOPPER BIN
LF-03A	[Symbol]	38" X 22" D WIDE PRESTANDING ENDCAP	LF-14B	[Symbol]	30" X 30" APPEARAL FIXTURE	ST-05	[Symbol]	18" X 62" STOCK ROOM U-BOAT
LF-03C	[Symbol]	38" WIDE & 6" D PEGGED ENDCAP	LF-15	[Symbol]	SPINNER, PROV. BY FB & INST. BY T.S.G.	ST-06	[Symbol]	ROLLING BAKER RACKS
LF-03D	[Symbol]	30" WIDE & 6" D PEGGED ENDCAP	LF-15B	[Symbol]	RACK FIXTURES, PROV. & INST. BY FB VENDOR	ST-07	[Symbol]	BBY CHANGING STATION
LF-03E	[Symbol]	30" X 28" D BULK ENDCAP	LF-15C	[Symbol]	RACK FIXTURES, PROV. & INST. BY FB VENDOR	TRASH CAN	[Symbol]	CAN, 348x398- 24" DIA, 32 GA COLOR: BLACK LID, 342x398- RAIN BONNET COLOR: BLACK
LF-04B	[Symbol]	44" X 42" (3) TIERED GUBE (MIDWAY CUBE)	LF-11	[Symbol]	SINGLE ASS FIXTURES, PROV. BY FB INST. BY T.S.G.			
LF-04F	[Symbol]	44" X 42" (3) TIERED GUBE	LF-20	[Symbol]	STOREFRONT PLATFORMS 48" L X 18" D LENGTH TO BE CUT IN FIELD IF NEEDED.			
LF-04G	[Symbol]	58" DIA. CANDY TOWER TABLE	LF-21	[Symbol]	EMPLOYEE LOCKERS			
LF-04H	[Symbol]	58" DIA. DIVA NAIL TOWER TABLE	LF-22	[Symbol]	SAFE			
LF-04J	[Symbol]	77" X 38" 1/2" NESTING TABLE	LF-24	[Symbol]	BOOK PLATFORMS 48" L X 18" D X 3"			
			LF-24B	[Symbol]	EDUCATIONAL FIXTURE 27" L X 18" D X 30"			

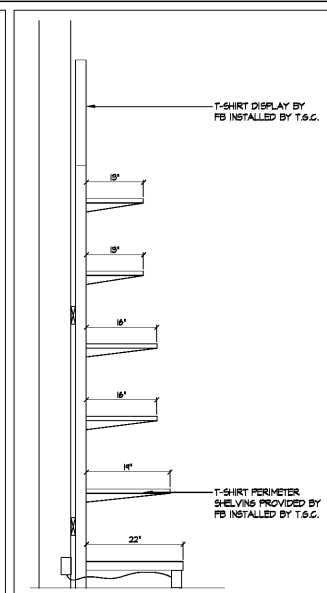
**2 | FIXTURE SCHEDULE**

- T.S.G. TO INSTALL ALL BRACKET SIGNS ON FIXTURES. SIGN FURN BY TENANT. LOCATIONS TO BE DETERMINED BY TENANT.
- ALL DISPLAY FIXTURES, FITTING ROOMS (FIXTURE TYPE, CASH BACK PRAP, AND RECEIVING AREA) SHALL BE FURNISHED BY THE OWNER AND INSTALLED BY THE T.S.G. THE CONTRACTOR SHALL COORDINATE FINAL ASSEMBLY AND PLACEMENT OF FIXTURES PER ABOVE FIXTURE PLAN.
- T.S.G. SHALL ANCHOR ALL WALL DISPLAY FIXTURES WITH PROPER WALL REINFORCEMENT PROVIDED. ANY WOOD BLOCKING MEMBER ALL BE FIRE RESISTANT MATERIAL, COMPLYING WITH ALL APPLICABLE CODES AND STANDARDS.
- T.S.G. MUST TOUCH-UP ALL FIXTURES AFTER INSTALLATION AND PAINT ALL EXPOSED NAILS, SCREWS, ANGLES, ETC. TO MATCH ADJACENT FINISH.
- SEE FLOOR PLAN AND ELEVATIONS FOR WALL FIXTURE LOCATIONS AND ADDITIONAL INFORMATION.
- T.S.G. SHALL FURNISH AND INSTALL (2) 1/4" CONTINUOUS HORIZONTAL FURRING STRIPS BEHIND ALL PERIMETER STOCK SHELVES. ATTACH FURRING STRIPS SECURELY.
- PRIOR TO INSTALLING SHELVING IN STOCKROOM T.S.G. IS TO VERIFY THE CEILING HEIGHT & PROVIDE PROPER CLEARANCE FOR SPRINKLER HEADS, LIGHTS, ETC. CUT OR MODIFY SHELVING AS REQ'D TO ACCOMMODATE FIELD CONDITIONS.
- T.S.G. SHALL ASSEMBLE AND INSTALL ALL VENDOR PROVIDED FIXTURES. COORDINATE LOCATIONS WITH FIXTURE PLAN AND FIVE BELOW REPRESENTATIVE.
- T.S.G. SHALL INSTALL ALL DECALS IN FIXTURES AS SHOWN ON SHEET P.2.0.
- T.S.G. SHALL INSTALL ONE SHELF AT ALL WALL GONDOLAS AT SAME HEIGHT PRIOR TO STORE TUMOVER TO ENSURE ALL SHELVING UNITS FIT PROPERLY.
- T.S.G. SHALL INSTALL SIDE WINDER RACKS AT ALL END CAPS AS INDICATED BY AN ASTERISK ON THE FIXTURE PLAN.
- T.S.G. TO REMOVE ALL PLASTIC WRAPPINGS AFTER PLACEMENT OF FIXTURE. DO NOT PULL FIXTURES BY POLES.

**3 | FIXTURE NOTES**



**A | PERIMETER SEC. SCALE: 3/4" = 1'-0"**



**B | T-SHIRT SEC. SCALE: 3/4" = 1'-0"**