

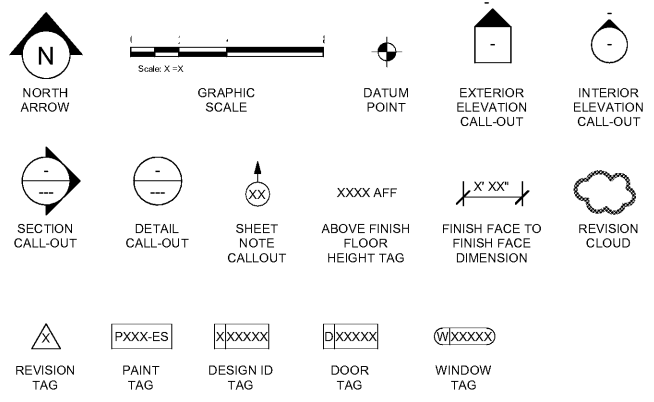
ABBREVIATIONS

A/C	AIR CONDITIONING
ACT	ACOUSTICAL CEILING TILE
ADJ	ADJUSTABLE
AF	ABOVE FINISHED FLOOR
AMP	AMPERE
ARCH	ARCHITECT
BOH	BACK OF HOUSE
CAB	CABINET
CL	CENTER LINE
CLG	CEILING
CM	STARBUCKS CONSTRUCTION MANAGER
CTR	CENTER
CX	COMMISSIONING
CXA	COMMISSIONING AGENT
DEG	DEGREE
DET	DETAIL
DIA	DIAMETER
DIM	DIMENSION
DM	STARBUCKS DESIGN MANAGER
DN	DOWN
EA	EACH
EL	ELEVATION
EQ	EQUAL
EXIST	EXISTING
EXT	EXTERIOR
FF&E	FURNITURE, FIXTURE, AND EQUIPMENT
FLR	FLOOR
FOH	FRONT OF HOUSE
FOIC	FURNISHED BY OWNER, INSTALLED BY CONTRACTOR
FOIO	FURNISHED BY OWNER, INSTALLED BY OWNER
FT	FOOT/FEET
G	GROUND
GC	GENERAL CONTRACTOR
GWB	GYPSUM WALLBOARD
HC	HOLLOW CORE
HDW	HARDWARE
HM	HOLLOW METAL
HORIZ	HORIZONTAL
HR	HOUR
HT	HEIGHT
HVAC	HEATING, VENTILATING AND AIR CONDITIONING
I.D.	INSIDE DIAMETER
LEED	LEADERSHIP IN ENERGY AND ENVIRONMENTAL DESIGN
LL	LANDLORD
LV	LOW VOLTAGE
MAX	MAXIMUM
MEP	"MECHANICAL, ELECTRICAL AND PLUMBING"
MFR	MANUFACTURER
MIN	MINIMUM
NIC	NOT IN CONTRACT
NL	NIGHT LIGHT
NTS	NOT TO SCALE
OC	ON CENTER
O.D.	OUTSIDE DIAMETER
PLC	PLACE
R	RADIUS
REF	REFERENCE
REQD	REQUIRED
REV	REVISION
RND	ROUND
SB	STARBUCKS
SC	SOLID CORE
SF	SQUARE FEET
SH	SHEET
SIM	SIMILAR
SPEC	SPECIFICATION
SQ	SQUARE
TEMP	TEMPORARY
TYP	TYPICAL
UC	UNDER COUNTER
UNO	UNLESS NOTED OTHERWISE
VERT	VERTICAL
VIF	VERIFY IN FIELD

RESPONSIBILITY LEGEND

GC	GENERAL CONTRACTOR
LL	LANDLORD
SB	STARBUCKS
WH	STARBUCKS WAREHOUSE (3PL)
VD	STARBUCKS VENDOR DIRECT

ARCHITECTURAL SYMBOL LEGEND



AERIAL MAP



VICINITY PLAN



PROJECT CONTACTS

MAILING ADDRESS: STARBUCKS COFFEE COMPANY
2401 UTAH AVENUE SOUTH
MS STOP: S-SD10
SEATTLE, WASHINGTON 98134
(206) 318-1575

DESIGN MANAGER: LISA MACEDA
STARBUCKS COFFEE COMPANY
111 NORTH CANAL STREET, SUITE 450
CHICAGO, IL 60606
(312) 380-3698

CONSTRUCTION MANAGER: MICHAEL GRADY
STARBUCKS COFFEE COMPANY
111 NORTH CANAL STREET, SUITE 450
CHICAGO, IL 60606
(312) 343-7836

ARCHITECT OF RECORD: STEVE MAHER - PRINCIPAL
DERRON SLUSER - SPM
MJM ARCHITECTS
712 4TH AVENUE S
NASHVILLE, TN 37210
PHONE: (615) 244-8170
FAX: (615) 244-8141
d.sluser@mjmarch.com

MEP CONSULTANT OF RECORD: BRENT WATKINS
BENCHMARK GROUP
1805 N. 2ND STREET
ROGERS, AR 72756
(479) 986-1204
BKW@teamofchoice.com

SCOPE OF WORK

- NO SITE WORK.
- NO EXTERIOR WORK.
- NO PATIO WORK.
- BACKBAR TO BE DEMOLISHED AND REBUILT AS NEW.
- CAFE TO BE DEMOLISHED AND REBUILT AS NEW. INTERIOR WALLS TO REMAIN AS IS, UNLESS OTHERWISE NOTED.
- RESTROOMS TO BE DEMOLISHED AND REBUILT AS NEW FOR CODE COMPLIANCE.
- WORKROOM TO REMAIN AS IS. EQUIPMENT TO BE RELOCATED / REARRANGED FOR BETTER WORK FLOW.

GENERAL NOTES

1. THE DRAWINGS AND PROJECT MANUAL TOGETHER CONSTITUTE THE CONTRACT DOCUMENTS FOR CONSTRUCTION. ALL GENERAL REQUIREMENTS ARE TO BE MET AND ALL MATERIALS, FINISHES AND SYSTEMS ARE TO BE INSTALLED AND PERFORM PER SPECIFICATIONS UNLESS OTHERWISE NOTED.
2. GENERAL CONTRACTOR SHALL VISIT THE SITE. REVIEW THE BUILDING SHELL DRAWINGS AS SUBMITTED BY THE LANDLORD OR STARBUCKS AND BECOME THOROUGHLY FAMILIAR WITH THE SITE CONDITIONS PRIOR TO CONSTRUCTION.
3. GENERAL CONTRACTOR SHALL CONSULT WITH STARBUCKS CONSTRUCTION MANAGER TO RESOLVE ANY CHANGES, OMISSIONS OR PLAN DISCREPANCIES PRIOR TO CONSTRUCTION.
4. ALL WORK SHALL BE PERFORMED IN STRICT COMPLIANCE WITH LOCAL, COUNTY, STATE AND FEDERAL CODES AND ORDINANCES.
5. GENERAL CONTRACTOR SHALL VERIFY THE LOCATION OF ALL UTILITIES.
6. GENERAL CONTRACTOR TO VERIFY ALL DIMENSIONS, INCLUDING CLEARANCES REQUIRED BY OTHER TRADES AND NOTIFY STARBUCKS CONSTRUCTION MANAGER OF ANY DISCREPANCIES PRIOR TO PROCEEDING WITH THE WORK. ALL DIMENSIONS ARE TO THE FACE OF THE FINISHED SURFACE UNLESS NOTED OTHERWISE. ALL DIMENSIONS TO BE TAKEN FROM DESIGNATED DATUM POINT. DO NOT SCALE DRAWINGS.
7. GENERAL CONTRACTOR SHALL PATCH AND REPAIR ALL EXISTING WALLS, FLOORS, CEILINGS, OR OTHER SURFACES IDENTIFIED TO REMAIN THAT MAY BECOME DAMAGED DURING THE COURSE OF THE WORK.
8. THE GENERAL CONTRACTOR IS RESPONSIBLE FOR OBTAINING PERMITS FOR FIRE PROTECTION, PLUMBING, MECHANICAL, AND ELECTRICAL SYSTEMS PRIOR TO INSTALLATION OF SUCH SYSTEMS.
9. GENERAL CONTRACTOR SHALL RETAIN ONE SET OF PERMIT PLANS ON-SITE TO DOCUMENT ALL CHANGES MADE DURING CONSTRUCTION. THE RECORD DRAWINGS SHALL BE ISSUED TO THE OWNER. PROJECT CLOSE-OUT AS DESCRIBED IN THE GENERAL REQUIREMENTS OF THE PROJECT MANUAL.
10. GENERAL CONTRACTOR IS RESPONSIBLE FOR COORDINATING DELIVERY OF MATERIALS FROM STARBUCKS CONTRACTOR TO THIRD PARTY LOGISTICS DISTRIBUTION SERVICES AND VENDOR DIRECT SHIPMENTS. SEE THE PROJECT MANUAL FOR ADDITIONAL INFORMATION.
11. RESPONSIBILITY FOR SUPPLY AND DELIVERY OF MATERIALS AND EQUIPMENT IS IDENTIFIED IN THE DRAWING SCHEDULE SHEETS UNDER THE COLUMN LABELED "RESPONSIBILITY".
12. FOR THE PURPOSE OF THESE DOCUMENTS, TO "INSTALL", SHALL MEAN TO PROVIDE ALL FASTENERS, MISCELLANEOUS HARDWARE, AND ELECTRICAL CONNECTIONS, PLUMBING CONNECTIONS AND OTHER ITEMS REQUIRED FOR A COMPLETE AND OPERATIONAL INSTALLATION, UNLESS OTHERWISE NOTED.
13. ALL ITEM SUBSTITUTIONS MUST BE APPROVED BY THE STARBUCKS CONSTRUCTION MANAGER.

SITE INFORMATION

CODE AUTHORITIES:

BUILDING CODE: 2018 INTERNATIONAL BUILDING CODE

PLUMBING CODE: 2018 INTERNATIONAL PLUMBING CODE

MECHANICAL CODE: 2018 INTERNATIONAL MECHANICAL CODE

ELECTRICAL CODE: 2017 NATIONAL ELECTRICAL CODE

ENERGY CODE: 2018 INTERNATIONAL ENERGY CONSERVATION CODE

FIRE CODE: 2018 INTERNATIONAL FIRE CODE NFPA 1

HEALTH CODE: TN FOOD CODE

ACCESSIBILITY CODE: 2018 NFPA 101 LIFE SAFETY CODE

ZONING:

PERMITTED TYPE OF USE: E - GENERAL BUSINESS

SPRINKLED: NO

LEASABLE AREA: 2,186 SF

CONSTRUCTION TYPE: III-B

PROPOSED USE: RETAIL SALES AND SERVICES

INDEX OF SHEETS

LEGEND: X - SHEET ISSUED
R - SHEET ISSUED FOR REFERENCE AND COORDINATION ONLY
SEE TITLEBLOCK FOR REVISION ISSUE DATE(S)

SHEET	SHEET TITLE	BID SET	PERMIT SET	REVISION 1	REVISION 2	REVISION 3	REVISION 4

GENERAL

G001	GENERAL INFORMATION		X				
G002	LIFE SAFETY ACCESSIBILITY PLAN		X				
G003	ADA DETAILS		X				
G004	CONSTRUCTION PHASING PLAN		X				

DEMOLITION

D101	DEMOLITION FLOOR PLAN						
D102	DEMO REFLECTED CEILING PLAN		X				

ARCHITECTURAL

A101	BUILDING FLOOR PLAN			X			
A102	BUILDING FLOOR PENETRATION PLAN			X			

INTERIORS

I101	FF & E PLAN			X			
I102	CASEWORK PLAN			X			
I103	REFLECTED CEILING PLAN			X			
I104	PARTITION TIME PLAN			X			
I105	FLOOR FINISH PLAN			X			
I106	INTERIOR FINISH ELEVATIONS & SCHED.			X			
I200	INTERIOR FINISH ELEVATIONS & SCHED.			X			
I203	INTERIOR FINISH ELEVATIONS & SCHED.			X			
I306	FO VIEWS			X			
I401	RESTROOM PLAN & ELEVATIONS			X			
I402	ENLARGED BAR PLANS			X			
I501	INTERIOR DETAILS			X			
I502	INTERIOR DETAILS			X			
I503	INTERIOR DETAILS			X			
I504	INTERIOR DETAILS			X			
I505	INTERIOR DETAILS			X			
I601	FF & E SCHEDULES			X			
I602	CASEWORK AND EQUIP. SCHEDULES			X			

ELECTRICAL

E001	ELECTRICAL NOTES			X			
E002	ENERGY CALCULATIONS			X			
E101	ELECTRICAL DESIGN PLAN			X			
E102	LIGHTING DESIGN PLAN			X			
E103	ELECTRICAL UNDERSLAB PLAN			X			
E501	ELECTRICAL DETAILS			X			
E502	ELECTRICAL DETAILS			X			
E601	ELECTRICAL PANEL SCHEDULES			X			

MECHANICAL

M001	MECHANICAL NOTES			X			
M101	MECHANICAL DESIGN PLAN			X			

PLUMBING



P001	PLUMBING NOTES			X			
P101	PLUMBING DESIGN PLAN			X			
P501	PLUMBING DETAILS			X			
P502	PLUMBING DETAILS			X			
P503	PLUMBING DETAILS			X			
P504	PLUMBING DETAILS			X			
P601	PLUMBING SCHEDULES			X			



STARBUCKS COFFEE COMPANY
2401 UTAH AVENUE SOUTH
SEATTLE, WASHINGTON 98134
(206) 318-1575

THESE DRAWINGS AND SPECIFICATIONS ARE CONFIDENTIAL AND SHALL REMAIN THE SOLE PROPERTY OF STARBUCKS CORPORATION, WHICH IS THE OWNER OF THE COPYRIGHT IN THIS WORK. THEY SHALL NOT BE REPRODUCED IN WHOLE OR IN PART, SHARED WITH THIRD PARTIES OR USED IN ANY MANNER ON OTHER PROJECTS OR EXTENSIONS TO THIS PROJECT WITHOUT THE PRIOR WRITTEN CONSENT OF STARBUCKS CORPORATION. THESE DRAWINGS AND SPECIFICATIONS ARE INTENDED TO EXPRESS DESIGN INTENT FOR A PROTOTYPICAL STARBUCKS STORE (WHICH IS SUBJECT TO CHANGE AT ANY TIME) AND DO NOT REFLECT ACTUAL SITE CONDITIONS. NEITHER PARTY SHALL HAVE ANY OBLIGATION NOR LIABILITY TO THE OTHER (EXCEPT AS STATED ABOVE UNTIL A WRITTEN AGREEMENT IS FULLY EXECUTED BY BOTH PARTIES).

STARBUCKS TEMPLATE VERSION | 2018.10.16



PROJECT NAME: CUSICK & ALCOA

PROJECT ADDRESS: 121 CUSICK ROAD
ALCOA, TN 37701

BLOUNT COUNTY

STORE #: 11293

PROJECT #: 36099-035

ISSUE DATE: 04.26.19

DESIGN MANAGER: L. MACEDA

LEED® AP: N/A

PRODUCTION DESIGNER: C. POBST

CHECKED BY: MJM

REVISION SCHEDULE

REV	DATE	BY	DESCRIPTION

SHEET TITLE: GENERAL INFORMATION

SCALE: AS SHOWN

SHEET NUMBER: G001

Order Plans @ WWW.MJM.DRAWING.COM